

City of Muskegon

HARTSHORN MARINA

HARBORMASTER BLDG & WEST RESTROOM

W. Western Avenue, Muskegon, MI 49441

BID SET

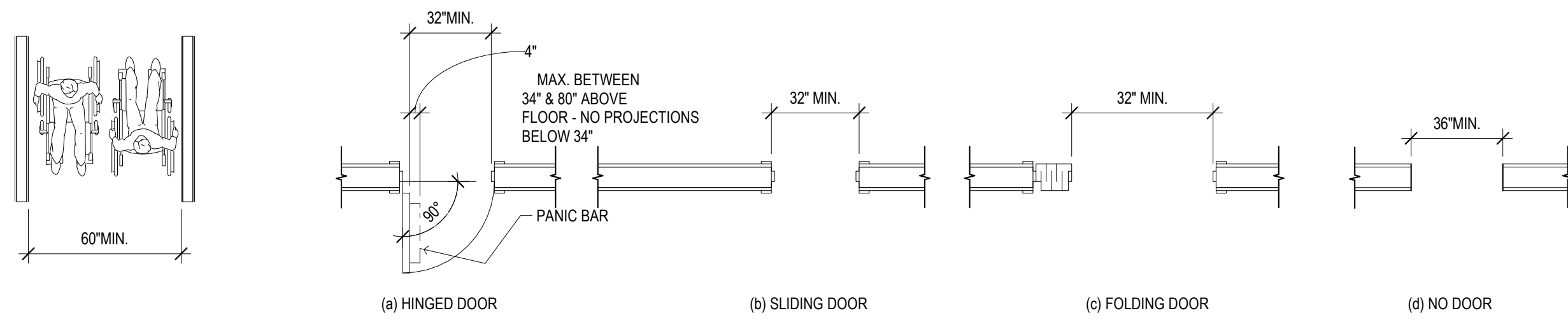
Project Owner

| <p>VICINITY MAP</p> <p>MUSKEGON, MI</p> | <p>DRAWING INDEX</p> <p><u>GENERAL</u></p> <p>G001 COVER SHEET</p> <p><u>ARCHITECTURAL</u></p> <p>A001 GENERAL INFORMATION AND ABBREVIATIONS A003 ADA DETAILS A004 ADA DETAILS A051 ARCHITECTURAL SITE PLANS A071 DEMOLITION PLAN AND ELEVATIONS A111 FLOOR PLAN, ROOF PLAN HARBORMASTER A112 FLOOR PLAN, ROOF PLAN RESTROOM A201 EXTERIOR ELEVATIONS A601 SCHEDULES / DOOR, FRAME AND WINDOW ELEVATIONS</p> <p><u>MECHANICAL</u></p> <p>M001 MECHANICAL</p> <p><u>ELECTRICAL</u></p> <p>E001 ELECTRICAL</p> | <p>PROJECT DIRECTORY</p> <table border="0"> <tr> <td><u>OWNER</u></td> <td><u>ARCHITECTURAL</u></td> </tr> <tr> <td>City of Muskegon, MI 933 Terrace Street Muskegon, Michigan 49440 231.724.6705</td> <td>Andrea Riegler, AIA, NCARB SEH of Michigan, LLC 221 W. Webster Avenue Suite 501 Muskegon, Michigan 49440 231.557.0325</td> </tr> </table> <p>ARCHITECTURE GENERAL NOTES:</p> <ol style="list-style-type: none"> FINAL CONNECTIONS TO EQUIPMENT SHALL BE AS PER MANUFACTURER'S WIRING DIAGRAMS, DETAILS AND INSTRUCTIONS. BE RESPONSIBLE TO PROVIDE MATERIALS AND EQUIPMENT COMPATIBLE WITH EQUIPMENT ACTUALLY SUPPLIED. PROVIDE PERMITS AND INSPECTIONS REQUIRED BY JURISDICTIONAL AGENCIES. PROVIDE SET OF RECORD DRAWINGS TO CITY OF DURANGO. DRAWINGS SHALL INCLUDE ALL ADDENDUM ITEMS, CHANGE ORDERS, ALTERATIONS, REROUTINGS, ETC. SERVICE SHALL BE MAINTAINED TO EXISTING AREAS DURING CONSTRUCTION. PROVIDE PORTABLE GENERATORS, CABLES, OUTLETS ETC., TO MAINTAIN CONTINUITY OF SERVICE PLACEMENT OF SUCH PORTABLE EQUIPMENT SHALL BE SUBJECT TO OWNER APPROVAL. COORDINATE CONSTRUCTION PHASING WITH THE OWNER. TEMPORARY PARTITIONS, LOCATIONS & CONSTRUCTION DETAILS IN PUBLIC SPACES SHALL BE SUBMITTED TO THE OWNER FOR APPROVAL PRIOR TO START OF CONSTRUCTION. PATCH AND MATCH ALL NEW WORK W/ EXISTING WHERE NEW TO EXISTING INTERFACE OCCURS. RESTORE ALL REMOVED OR DAMAGED STRUCTURAL STEEL CEMENTITIOUS FIRE PROOFING TO REQUIRED FIRE RESISTIVE STANDARD. SUBMIT SAMPLES OF ALL EXPOSED PRODUCTS, MATERIALS, PAINTING SYSTEMS, ETC. FOR ARCHITECT'S REVIEW, COLOR SELECTION OR COLOR VERIFICATION PRIOR TO ORDERING ITEMS. SEAL ALL DUCTS, LOUVERS, VENTS, OPENINGS AND CEILING SPACES BETWEEN CONSTRUCTION AREA AND REMAINDER OF SHELLD SPACES TO PREVENT DUST, DIRT, CONTAMINATION OR DEBRIS FROM ENTERING. DO NOT ALLOW DIRT, DEBRIS OR DISCARDED MATERIALS TO ACCUMULATE ON SITE. REMOVE PROMPTLY EACH DAY. VERIFY SERVICES TO BE ABANDONED, REMOVED OR CUT HAVE BEEN PROPERLY AND SAFELY SHUT OFF, CAPPED OR SEALED. KEEP NOISE AND VIBRATION PRODUCING ACTIVITIES AT A MINIMUM WHEN WORKING WITHIN OR ON THE EXISTING BUILDING. APPROPRIATE TIMES OF SUCH ACTIVITIES SHALL BE COORDINATED WITH OWNER IN WRITING AT BEGINNING OF PROJECT. IN THE EVENT THAT NOISE AND VIBRATION PRODUCING ACTIVITIES WILL OCCUR DURING TIMES OTHER THAN THOSE NOTED ABOVE, OBTAIN PERMISSION FROM THE OWNER IN WRITING A MINIMUM OF 72 HOURS PRIOR TO COMMENCEMENT OF ACTIVITIES. KEEP UTILITY AND SERVICE OUTAGES TO A MINIMUM. MAKE WRITTEN OUTAGE REQUESTS AT LEAST FIVE DAYS BEFORE DATE OF PROPOSED OUTAGE. STATE IN THE REQUEST HOURS OF OUTAGE. CONFIRM DATE 48 HOURS IN ADVANCE OF STARTING DATE. ASSIGN THE WORK OF MOVING, REMOVAL, CUTTING, PATCHING AND REPAIR TO TRADES UNDER CONTRACTOR SUPERVISION TO CAUSE THE LEAST DAMAGE TO EACH TYPE OF WORK ENCOUNTERED. PATCHING OF FINISH MATERIALS TO MECHANICS SKILLED IN THE WORK OF THE FINISH TRADE INVOLVED. PROTECT REMAINING FINISHES, EQUIPMENT AND ADJACENT WORK FROM DAMAGE CAUSED BY CUTTING, MOVING AND REMOVAL AND PATCHING OPERATIONS. PROTECT SURFACES WHICH WILL REMAIN A PART OF THE FINISHED WORK. PROTECT EXISTING AND NEW WORK FROM WEATHER DURING CUTTING, MOVING, REMOVAL CONSTR. PROVIDE WEATHER PROTECTION AND OTHER FACILITIES AND PROTECTION AS NEEDED TO PREVENT DAMAGE TO NEW WORK AND TO REMAINING OLD WORK. PROVIDE ADEQUATE SUPPORT OR SUBSTRATE FOR PATCHING FINISHES. USE OF HAZARDOUS MATERIALS SHALL CONFORM WITH 29 CFR 1910.120 AND 1926.65 OF THE OSHA CODE. REMOVAL OF HAZARDOUS WASTE SHALL COMPLY WITH CURRENT FEDERAL, STATE AND LOCAL REGULATIONS, STANDARDS, LAWS AND REQUIREMENTS. | <u>OWNER</u> | <u>ARCHITECTURAL</u> | City of Muskegon, MI 933 Terrace Street Muskegon, Michigan 49440 231.724.6705 | Andrea Riegler, AIA, NCARB SEH of Michigan, LLC 221 W. Webster Avenue Suite 501 Muskegon, Michigan 49440 231.557.0325 | | | | | | | | | |
|--|---|---|--------------|----------------------|--|---|----------|----|----------------|------------|---------|-----------|--------|-------------|------|
| <u>OWNER</u> | <u>ARCHITECTURAL</u> | | | | | | | | | | | | | | |
| City of Muskegon, MI 933 Terrace Street Muskegon, Michigan 49440 231.724.6705 | Andrea Riegler, AIA, NCARB SEH of Michigan, LLC 221 W. Webster Avenue Suite 501 Muskegon, Michigan 49440 231.557.0325 | | | | | | | | | | | | | | |
| <p>LOCATION MAP</p> <p>PROJECT LOCATION: RESTROOM BLDG</p> | <p>PROJECT LOCATION: HARBORMASTER BLDG</p> | <p>City of Muskegon HARTSHORN MARINA HARBORMASTER BLDG & WEST RESTROOM W. Western Avenue, Muskegon, MI 49441</p> <p><small>This drawing is an instrument of service and shall remain the property of Short Elliott Henderson, Inc. (SEH). This drawing, concepts and ideas contained herein shall not be used, reproduced, revised, or related without the express written approval of SEH.</small></p> <p><small>Submission or distribution of this drawing to meet official or regulatory requirements or for purposes in connection with the project is not to be construed as publication in derogation of any of the rights of SEH.</small></p> <p>COPYRIGHT © 2024 Short Elliott Henderson, Inc. All Rights Reserved.</p> <table border="0"> <tr> <td>SEH Project</td> <td>182439</td> </tr> <tr> <td>Checked By</td> <td>AJR</td> </tr> <tr> <td>Drawn By</td> <td>MA</td> </tr> </table> <table border="0"> <tr> <td>Project Status</td> <td>Issue Date</td> </tr> <tr> <td>BID SET</td> <td>8/27/2025</td> </tr> </table> <p>REVISION SCHEDULE</p> <table border="0"> <thead> <tr> <th>REV. #</th> <th>DESCRIPTION</th> <th>DATE</th> </tr> </thead> <tbody> </tbody> </table> <p>COVER SHEET</p> <h1>G001</h1> | SEH Project | 182439 | Checked By | AJR | Drawn By | MA | Project Status | Issue Date | BID SET | 8/27/2025 | REV. # | DESCRIPTION | DATE |
| SEH Project | 182439 | | | | | | | | | | | | | | |
| Checked By | AJR | | | | | | | | | | | | | | |
| Drawn By | MA | | | | | | | | | | | | | | |
| Project Status | Issue Date | | | | | | | | | | | | | | |
| BID SET | 8/27/2025 | | | | | | | | | | | | | | |
| REV. # | DESCRIPTION | DATE | | | | | | | | | | | | | |

THIS BAR IS INTENDED TO BE 1" PRINTED AT FULL SCALE

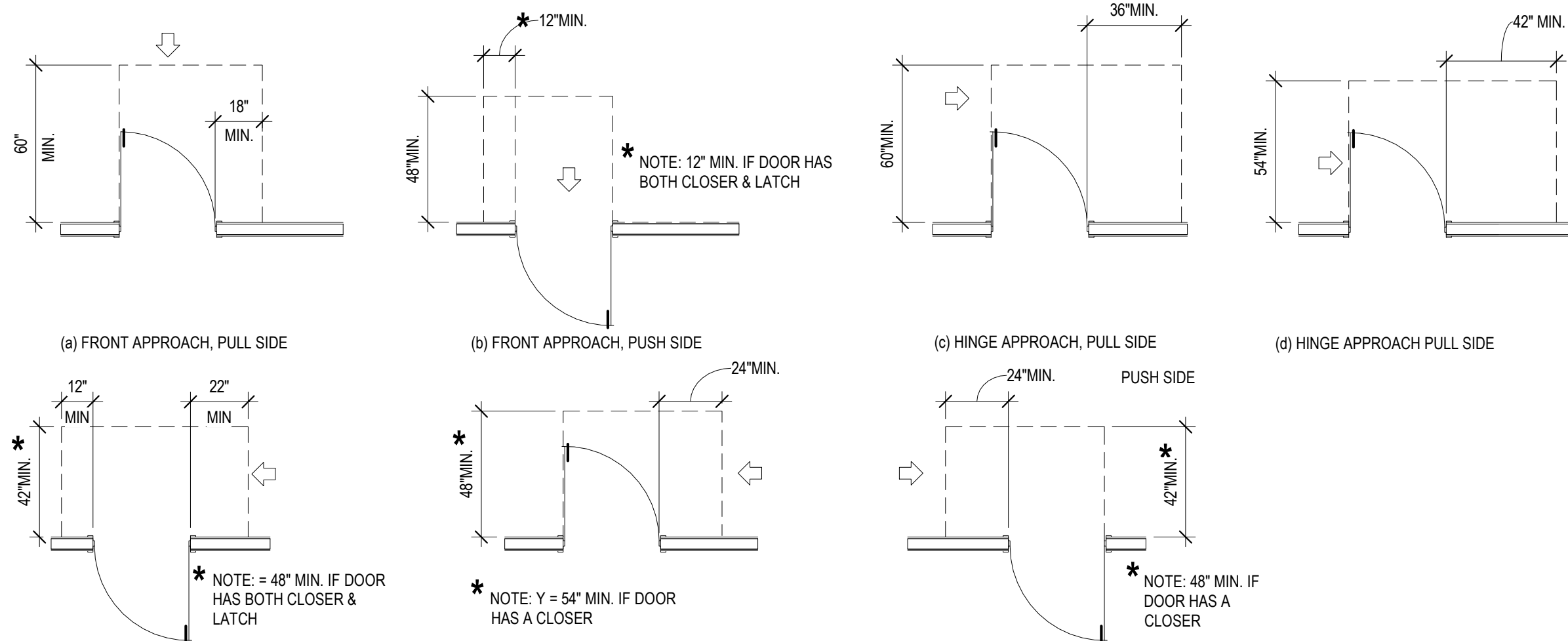
ABBREVIATIONS

| | | | | | | | |
|---------|------------------------|----------|---|--------|--------------------|----------|-----------------------------|
| & | AND | E. | EAST | JAL. | JALOUSIE | R.F. | RESILIENT FLOORING |
| ∠ | ANGLE | EA. | EACH | JAN. | JANITOR | RFG. | ROOFING |
| @ | AT | E.A.R. | EXHAUST AIR REGISTER | J.B. | JUNCTION BOX | RGTR. | REGISTER |
| ⊕ | CENTERLINE | E.C. | ELASTOMERIC COATING/ EXPOSED CONSTRUCTION | JST. | JOIST | R.H. | ROUND HEAD |
| ∅ | DIAMETER/ROUND | E.F. | EXHAUST FAN | JT. | JOINT | RLG. | RAILING |
| (E) | EXISTING | E.F.S. | EXTERIOR FINISH SYSTEM | K.D. | KNOCK DOWN | R.O. | ROUGH OPENING |
| # | FOUND NUMBER | E.G.S. | EXTERIOR GYPSUM | KG. | KILOGRAM | R.W.R. | RECESSED WASTE |
| +/- | PLUS OR MINUS | E.G.S.B. | EXTERIOR GYPSUM CEILING BOARD | KIT. | KITCHEN | RWD. | RECEPTACLE |
| P | PROPERTY LINE | E.G.S.B. | EXTERIOR GYPSUM SHEATHING BOARD | KM. | KILOMETER | R.W.L. | RAIN WATER LEADER |
| SQ | SQUARE | E.I.F.S. | EXTERIOR INSULATION & FINISH SYSTEM | K.O. | KNOCK-OUT | | |
| A/C | AIR CONDITIONING | E.I.F.S. | EXTERIOR INSULATION & FINISH SYSTEM | KW | KILOWATT | | |
| A.B. | ANCHOR BOLT | E.J. | EXPANSION JOINT | L. | LENGTH/LONG | S. | SOUTH |
| ABV. | ABOVE | EL. | ELEVATION | LAB. | LABORATORY | S.A. | SINGLE ACTING |
| A.C. | ASPHALTIC CONCRETE | ELAS. | ELASTOMERIC | LAM. | LAMINATE/LAMINATED | S.C. | SOLID CORE |
| ACC. | ACCESSIBLE | ELEC. | ELECTRICAL | LAV. | LAVATORY | SC. | SCALE |
| ACOUS. | ACOUSTICAL | ELEV. | ELEVATOR | LB. | POUND | SCHED. | SCHEDULE |
| A.D. | AREA DRAIN | EMER. | EMERGENCY | L.F. | LINEAL FOOT | SCP. | SCUPPER |
| ADD. | ADDENDUM | ENCL. | ENCLOSURE | L.I.Q. | LIGUOR | S.C.R. | SHOWER CURTAIN ROD |
| ADJ. | ADJUSTABLE | E.O.S. | EDGE OF SLAB | LKR. | LOCKER | S.D. | SMOKE DETECTOR |
| ADJA. | ADJACENT | E.P. | ELECTRICAL PANEL | LOC. | LOCATION | SECT. | SECTION |
| A.F. | ACCESS FLOOR | EQ. | EQUAL | L.P. | LAMINATED PLASTIC | S.F. | SQUARE FEET |
| A.F.F. | ABOVE FINISH FLOOR | EQPT. | EQUIPMENT | LTG. | LIGHTING | SH. | SHelf |
| AGGR. | AGGREGATE | E.W. | EACH WAY | LTV. | LIGHTING | SHR. | SHOWER |
| A.H.U. | AIR HANDLING UNIT | E.W.C. | ELECTRICAL WATER COOLER | LVR. | LOUVER | SHT. | SHEET |
| ALUM. | ALUMINUM | EXH. | EXHAUST | M. | MALE | SHTG. | SHEATHING |
| ALT. | ALTER OR ALTERNATE | EXP. | EXPANSION | MATL. | MATERIAL | SIM. | SIMILAR |
| ANG. | ANGLE | EXPO. | EXPOSED | MAX. | MAXIMUM | SLOPE | SLOPE |
| ANOD. | ANODIZED | EXIST. | EXISTING | M.B. | MACHINE BOLT | SLDG. | SLIDING |
| A.P. | ACCESS PANEL | EXT. | EXTERIOR | M.C. | MEDICINE CABINET | SLNT. | SLANT |
| APPROX. | APPROXIMATE | F. | FEMALE | MECH. | MECHANICAL | S.M. | SQUARE METER |
| ARCH. | ARCHITECTURAL | F.A. | FIRE ALARM | MEMB. | MEMBRANE | S.M.H. | SEWER MANHOLE |
| ASPH. | ASPHALT (PAVING) | FAB. | FABRICATE | MET. | METAL | S.N.D. | SANITARY NAPKIN DISPENSER |
| A.T. | ACOUSTICAL TILE | F.A.M. | FLUID APPLIED MEMBRANE | MFR. | MANUFACTURER | S.N.R. | SANITARY NAPKIN |
| A.W. | ARCHITECTURAL WOODWORK | F.B. | FIRE APPLIED MEMBRANE | MH. | MANHOLE | RECP. | RECEPTACLE |
| | | F.B. | FLAT BAR | MIN. | MINIMUM | S.P. | SOLID PLASTIC |
| | | F.C.O. | FLOOR CLEAN OUT | MIR. | MIRROR | SPEC. | SPECIFICATIONS |
| | | F.C.U. | FAN COIL UNIT | MISC. | MISCELLANEOUS | SPKR. | SPEAKER |
| | | F.D. | FLOOR DRAIN/ FLOOR DAMPER | MLDG. | MOULDING | SPRK. | SPRINKLER |
| | | F.E. | FIRE EXTINGUISHER | MM. | MILLIMETER | SQ. | SQUARE |
| | | F.E.C. | FIRE EXTINGUISHER CABINET | M.O. | MASONRY OPENING | S.SK. | SERVICE SINK |
| | | | | MOD. | MODULAR | S.STL. | STAINLESS STEEL |
| | | | | M.R. | MOISTURE RESISTANT | ST. | STONE |
| | | | | MTD. | MOUNTED | STD. | STANDARD |
| | | | | MTG. | MOUNTING | STL. | STEEL |
| | | | | | | STOR. | STORAGE |
| | | | | | | STRUC.T. | STRUCTURE/STRUCTURAL |
| | | | | | | SURR. | SURROUND |
| | | | | | | SUSP. | SUSPENDED/SUSPENDED |
| | | | | | | SVC. | SERVICE |
| | | | | | | SW. | SWITCH |
| | | | | | | SYM. | SYMMETRICAL SYSTEM |
| | | | | | | SYS. | SYSTEM |
| | | | | | | T. | TREAD |
| | | | | | | T&G | TONGUE AND GROOVE |
| | | | | | | T.J.S. | TUB/SHOWER TACKBOARD |
| | | | | | | TACKBD | TACKBOARD |
| | | | | | | T.B. | TOWEL BAR |
| | | | | | | T.D. | TRENCH DRAIN |
| | | | | | | TEL. | TELEPHONE |
| | | | | | | TEMP. | TEMPERED/TEMPORARY |
| | | | | | | TER. | TERRAZZO |
| | | | | | | TFE | TOP OF FOOTING |
| | | | | | | TFMR. | TRANSFORMER |
| | | | | | | THK. | THICK/THICKNESS |
| | | | | | | THR. | THRESHOLD |
| | | | | | | TLT. | TOILET |
| | | | | | | T.O. | TOP OF |
| | | | | | | T.O.C. | TOP OF CURB |
| | | | | | | T.O.F. | TOP OF FLOOR |
| | | | | | | T.O.P. | TOP OF PARAPET |
| | | | | | | | TOP OF PAVEMENT |
| | | | | | | T.P.B. | TELEPHONE POWER BOARD |
| | | | | | | T.P.D. | TOILET PAPER DISPENSER |
| | | | | | | T.P.H. | TOILET PAPER HOLDER |
| | | | | | | TOS. | TOP OF STEEL |
| | | | | | | TPE | TOP OF PIER |
| | | | | | | TRAN. | TRANSITION |
| | | | | | | TRANS. | TRANSIENT |
| | | | | | | TSE | TOP OF SLAB |
| | | | | | | T.S. | TUBE STEEL |
| | | | | | | T.S.C.D. | TOILET SEAT COVER DISPENSER |
| | | | | | | T.V. | TOILET PAPER DISPENSER |
| | | | | | | T.S.H. | TOILET PAPER HOLDER |
| | | | | | | TOS. | TOP OF STEEL |
| | | | | | | TPE | TOP OF PIER |
| | | | | | | TRAN. | TRANSITION |
| | | | | | | TRANS. | TRANSIENT |
| | | | | | | TSE | TOP OF SLAB |
| | | | | | | T.S. | TUBE STEEL |
| | | | | | | T.S.C.D. | TOILET SEAT COVER DISPENSER |
| | | | | | | T.V. | TOILET PAPER DISPENSER |
| | | | | | | T.S.H. | TOILET PAPER HOLDER |
| | | | | | | TOS. | TOP OF STEEL |
| | | | | | | TPE | TOP OF PIER |
| | | | | | | TRAN. | TRANSITION |
| | | | | | | TRANS. | TRANSIENT |
| | | | | | | TSE | TOP OF SLAB |
| | | | | | | T.S. | TUBE STEEL |
| | | | | | | T.S.C.D. | TOILET SEAT COVER DISPENSER |
| | | | | | | T.V. | TOILET PAPER DISPENSER |
| | | | | | | T.S.H. | TOILET PAPER HOLDER |
| | | | | | | TOS. | TOP OF STEEL |
| | | | | | | TPE | TOP OF PIER |
| | | | | | | TRAN. | TRANSITION |
| | | | | | | TRANS. | TRANSIENT |
| | | | | | | TSE | TOP OF SLAB |
| | | | | | | T.S. | TUBE STEEL |
| | | | | | | T.S.C.D. | TOILET SEAT COVER DISPENSER |
| | | | | | | T.V. | TOILET PAPER DISPENSER |
| | | | | | | T.S.H. | TOILET PAPER HOLDER |
| | | | | | | TOS. | TOP OF STEEL |
| | | | | | | TPE | TOP OF PIER |
| | | | | | | TRAN. | TRANSITION |
| | | | | | | TRANS. | TRANSIENT |
| | | | | | | TSE | TOP OF SLAB |
| | | | | | | T.S. | TUBE STEEL |
| | | | | | | T.S.C.D. | TOILET SEAT COVER DISPENSER |
| | | | | | | T.V. | TOILET PAPER DISPENSER |
| | | | | | | T.S.H. | TOILET PAPER HOLDER |
| | | | | | | TOS. | TOP OF STEEL |
| | | | | | | TPE | TOP OF PIER |
| | | | | | | TRAN. | TRANSITION |
| | | | | | | TRANS. | TRANSIENT |
| | | | | | | TSE | TOP OF SLAB |
| | | | | | | T.S. | TUBE STEEL |
| | | | | | | T.S.C.D. | TOILET SEAT COVER DISPENSER |
| | | | | | | T.V. | TOILET PAPER DISPENSER |
| | | | | | | T.S.H. | TOILET PAPER HOLDER |
| | | | | | | TOS. | TOP OF STEEL |
| | | | | | | TPE | TOP OF PIER |
| | | | | | | TRAN. | TRANSITION |
| | | | | | | TRANS. | TRANSIENT |
| | | | | | | TSE | TOP OF SLAB |
| | | | | | | T.S. | TUBE STEEL |
| | | | | | | T.S.C.D. | TOILET SEAT COVER DISPENSER |
| | | | | | | T.V. | TOILET PAPER DISPENSER |
| | | | | | | T.S.H. | TOILET PAPER HOLDER |
| | | | | | | TOS. | TOP OF STEEL |
| | | | | | | TPE | TOP OF PIER |
| | | | | | | TRAN. | TRANSITION |
| | | | | | | TRANS. | TRANSIENT |
| | | | | | | TSE | TOP OF SLAB |
| | | | | | | T.S. | TUBE STEEL |
| | | | | | | T.S.C.D. | TOILET SEAT COVER DISPENSER |
| | | | | | | T.V. | TOILET PAPER DISPENSER |
| | | | | | | T.S.H. | TOILET PAPER HOLDER |
| | | | | | | TOS. | TOP OF STEEL |
| | | | | | | TPE | TOP OF PIER |
| | | | | | | TRAN. | TRANSITION |
| | | | | | | TRANS. | TRANSIENT |
| | | | | | | TSE | TOP OF SLAB |
| | | | | | | T.S. | TUBE STEEL |
| | | | | | | T.S.C.D. | TOILET SEAT COVER DISPENSER |
| | | | | | | T.V. | TOILET PAPER DISPENSER |
| | | | | | | T.S.H. | TOILET PAPER HOLDER |
| | | | | | | TOS. | TOP OF STEEL |
| | | | | | | TPE | TOP OF PIER |
| | | | | | | TRAN. | TRANSITION |
| | | | | | | TRANS. | TRANSIENT |
| | | | | | | TSE | TOP OF SLAB |
| | | | | | | T.S. | TUBE STEEL |
| | | | | | | T.S.C.D. | TOILET SEAT COVER DISPENSER |
| | | | | | | T.V. | TOILET PAPER DISPENSER |
| | | | | | | T.S.H. | TOILET PAPER HOLDER |
| | | | | | | TOS. | TOP OF STEEL |
| | | | | | | TPE | TOP OF PIER |
| | | | | | | TRAN. | TRANSITION |
| | | | | | | TRANS. | TRANSIENT |
| | | | | | | TSE | TOP OF SLAB |
| | | | | | | T.S. | TUBE STEEL |
| | | | | | | T.S.C.D. | TOILET SEAT COVER DISPENSER |
| | | | | | | T.V. | TOILET PAPER DISPENSER |
| | | | | | | T.S.H. | TOILET PAPER HOLDER |
| | | | | | | TOS. | TOP OF STEEL |
| | | | | | | TPE | TOP OF PIER |
| | | | | | | TRAN. | TRANSITION |
| | | | | | | TRANS. | TRANSIENT |
| | | | | | | TSE | TOP OF SLAB |
| | | | | | | T.S. | TUBE STEEL |
| | | | | | | T.S.C.D. | TOILET SEAT COVER DISPENSER |
| | | | | | | T.V. | TOILET PAPER DISPENSER |
| | | | | | | T.S.H. | TOILET PAPER HOLDER |
| | | | | | | TOS. | TOP OF STEEL |
| | | | | | | TPE | TOP OF PIER |
| | | | | | | TRAN. | TRANSITION |
| | | | | | | TRANS. | TRANSIENT |
| | | | | | | TSE | TOP OF SLAB |
| | | | | | | T.S. | TUBE STEEL |
| | | | | | | T.S.C.D. | TOILET SEAT COVER DISPENSER |
| | | | | | | T.V. | TOILET PAPER DISPENSER |
| | | | | | | T.S.H. | TOILET PAPER HOLDER |
| | | | | | | TOS. | TOP OF STEEL |
| | | | | | | TPE | TOP OF PIER |
| | | | | | | TRAN. | TRANSITION |
| | | | | | | TRANS. | TRANSIENT |
| | | | | | | TSE | TOP OF SLAB |
| | | | | | | T.S. | TUBE STEEL |
| | | | | | | T.S.C.D. | TOILET SEAT COVER DISPENSER |
| | | | | | | T.V. | TOILET PAPER DISPENSER |
| | | | | | | T.S.H. | TOILET PAPER HOLDER |
| | | | | | | TOS. | TOP OF STEEL |
| | | | | | | TPE | TOP OF PIER |
| | | | | | | TRAN. | TRANSITION |
| | | | | | | TRANS. | TRANSIENT |
| | | | | | | TSE | TOP OF SLAB |
| | | | | | | T.S. | TUBE STEEL |
| | | | | | | T.S.C.D. | TOILET SEAT COVER DISPENSER |
| | | | | | | T.V. | TOILET PAPER DISPENSER |
| | | | | | | T.S.H. | TOILET PAPER HOLDER |
| | | | | | | TOS. | TOP OF STEEL |
| | | | | | | TPE | TOP OF PIER |
| | | | | | | TRAN. | TRANSITION |
| | | | | | | TRANS. | TRANSIENT |
| | | | | | | TSE | TOP OF SLAB |
| | | | | | | T.S. | TUBE STEEL |
| | | | | | | T.S.C.D. | TOILET SEAT COVER DISPENSER |
| | | | | | | T.V. | TOILET PAPER DISPENSER |
| | | | | | | T.S.H. | TOILET PAPER HOLDER |
| | | | | | | TOS. | TOP OF STEEL |
| | | | | | | TPE | TOP OF PIER |
| | | | | | | TRAN. | TRANSITION |
| | | | | | | TRANS. | TRANSIENT |
| | | | | | | TSE | TOP OF SLAB |
| | | | | | | T.S. | TUBE STEEL |
| | | | | | | T.S.C.D. | TOILET SEAT COVER DISPENSER |
| | | | | | | T.V. | TOILET PAPER DISPENSER |
| | | | | | | T.S.H. | TOILET PAPER HOLDER |
| | | | | | | TOS. | TOP OF STEEL |
| | | | | | | TPE | TOP OF PIER |
| | | | | | | TRAN. | TRANSITION |
| | | | | | | TRANS. | TRANSIENT |
| | | | | | | TSE | TOP OF SLAB |
| | | | | | | T.S. | TUBE STEEL |
| | | | | | | T.S.C.D. | TOILET SEAT COVER DISPENSER |
| | | | | | | T.V. | TOILET PAPER DISPENSER |
| | | | | | | T.S.H. | TOILET PAPER HOLDER |
| | | | | | | TOS. | TOP OF STEEL |
| | | | | | | TPE | TOP OF PIER |
| | | | | | | TRAN. | TRANSITION |
| | | | | | | TRANS. | TRANSIENT |
| | | | | | | TSE | TOP OF SLAB |
| | | | | | | T.S. | TUBE STEEL |
| | | | | | | T.S.C.D. | TOILET SEAT COVER DISPENSER |
| | | | | | | T.V. | TOILET PAPER DISPENSER |
| | | | | | | T.S.H. | TOILET PAPER HOLDER |
| | | | | | | TOS. | TOP OF STEEL |
| | | | | | | TPE | TOP OF PIER |
| | | | | | | TRAN. | TRANSITION |
| | | | | | | TRANS. | TRANSIENT |
| | | | | | | TSE | TOP OF SLAB |
| | | | | | | T.S. | TUBE STEEL |
| | | | | | | T.S.C.D. | TOILET SEAT COVER DISPENSER |

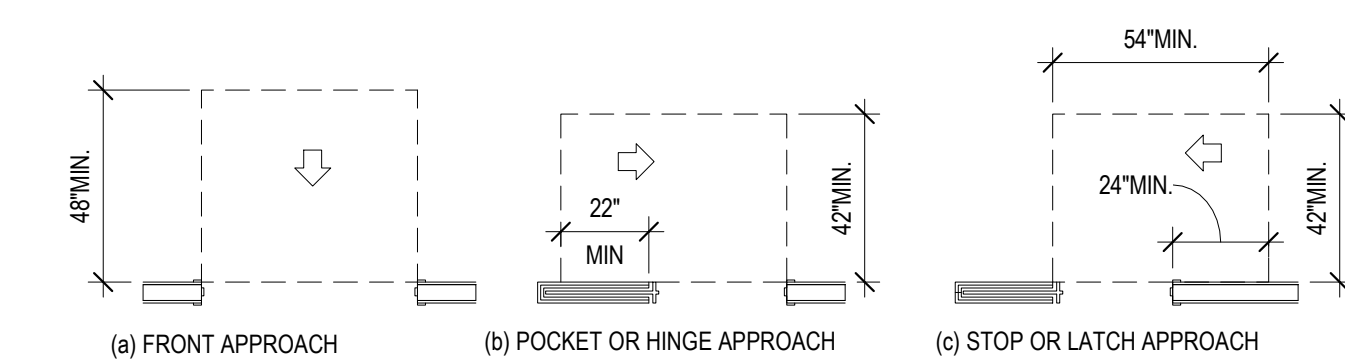


MINIMUM CLEAR WIDTH FOR TWO WHEELCHAIRS

CLEAR WIDTH OF DOORWAYS

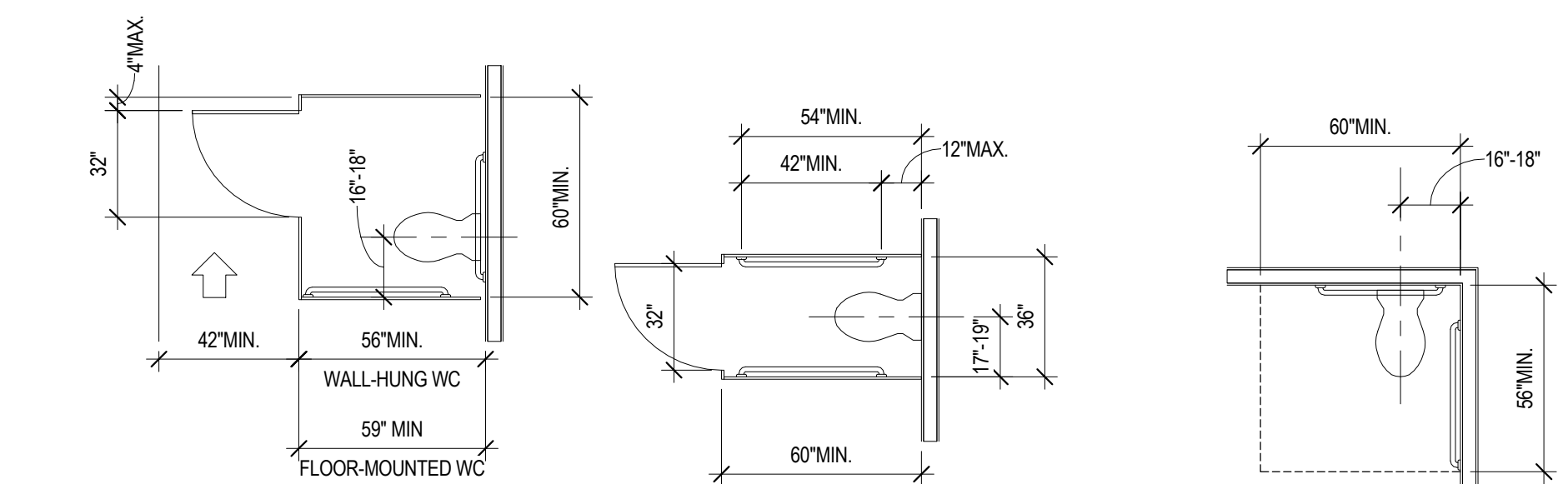
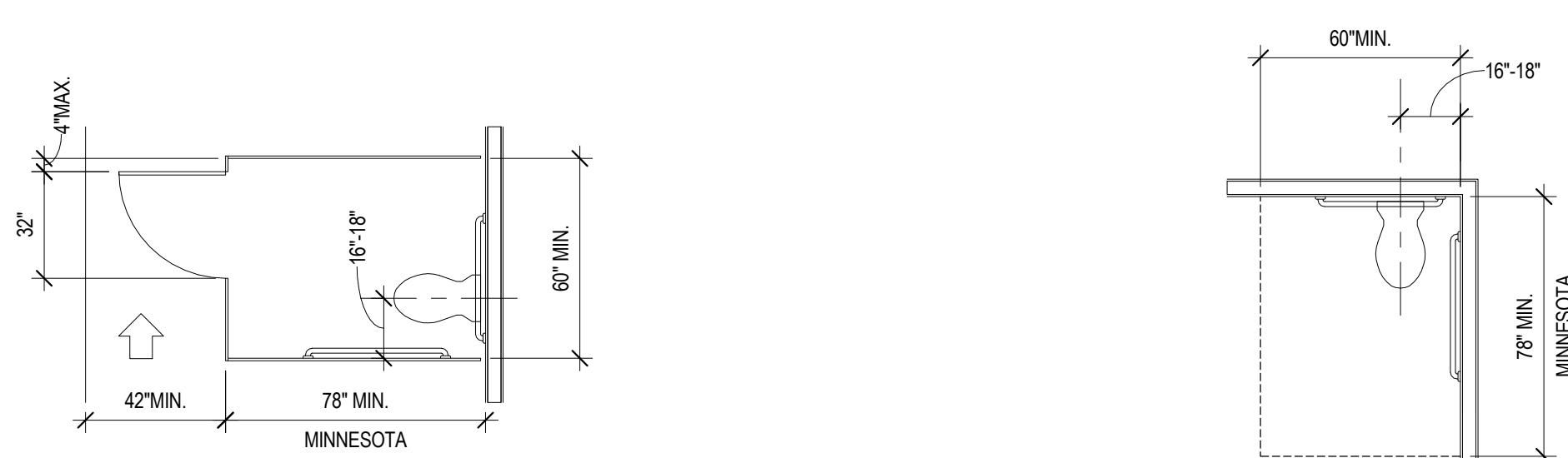


MANEUVERING CLEARANCE AT SWINGING DOORS



MANEUVERING CLEARANCE AT SLIDING AND SWINGING DOORS

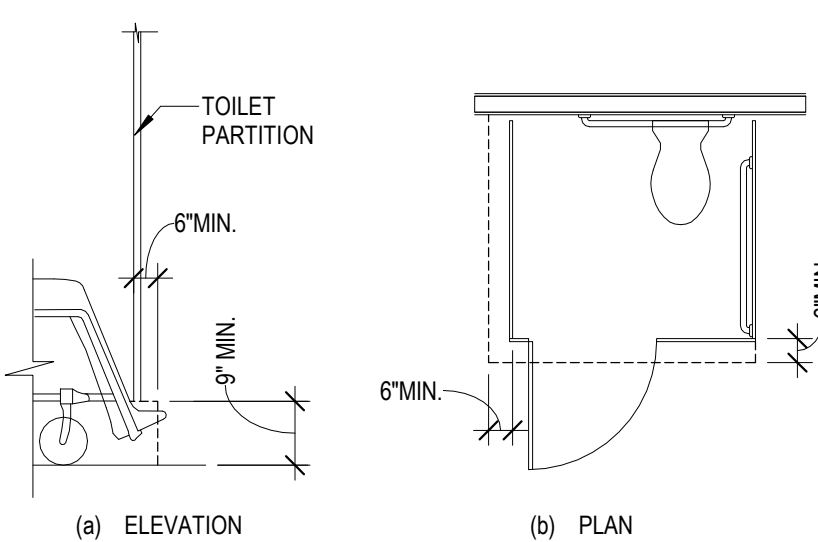
MANEUVERING CLEARANCES



WHEELCHAIR ACCESSIBLE TOILET COMPARTMENT AND DOOR TOILET STALL CLEARANCES AND ACCESSORIES

AMBULATORY ACCESSIBLE TOILET COMPARTMENT AND DOOR

WATER CLOSET SIZE & SIZE OF CLEARANCE FOR WATER CLOSET



TOILET COMPARTMENT TOE CLEARANCE

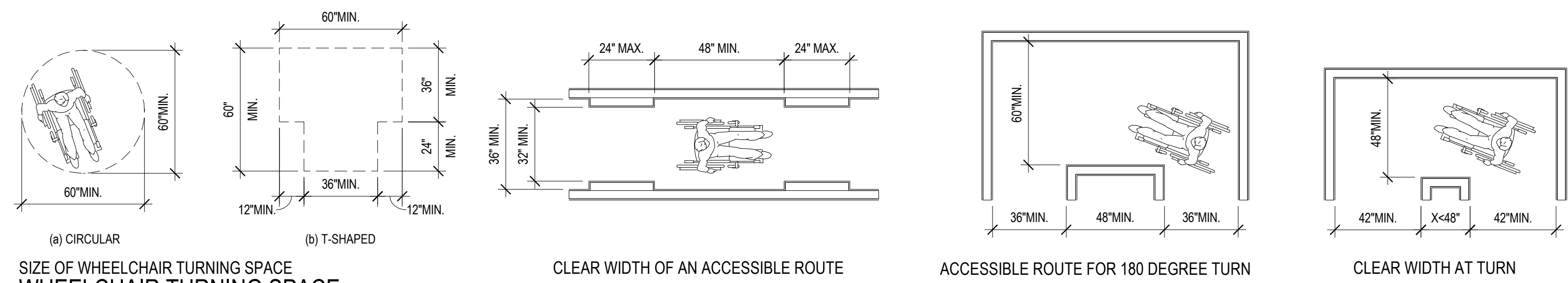
FORWARD APPROACH

PARALLEL APPROACH

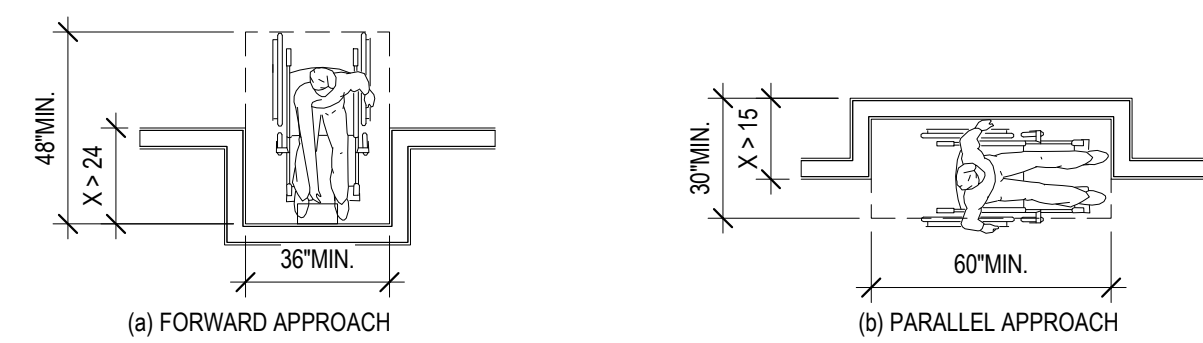
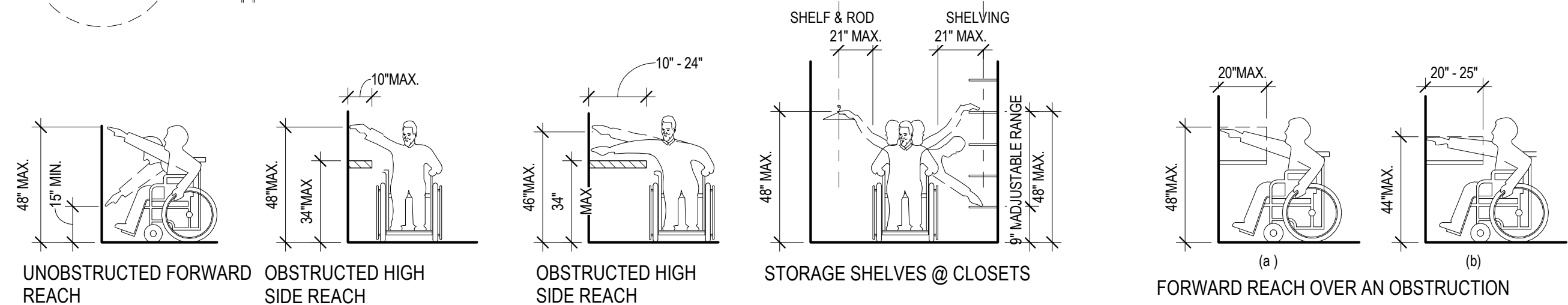
WIDTH OF A WHEEL CHAIR SPACE IN AUDITORIUM & ASSEMBLY AREAS

DEPTH OF A WHEEL CHAIR SPACE IN AUDITORIUM & ASSEMBLY AREAS

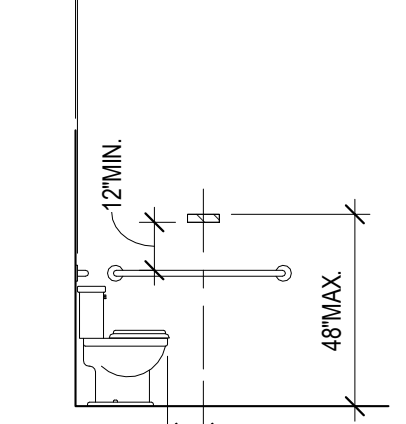
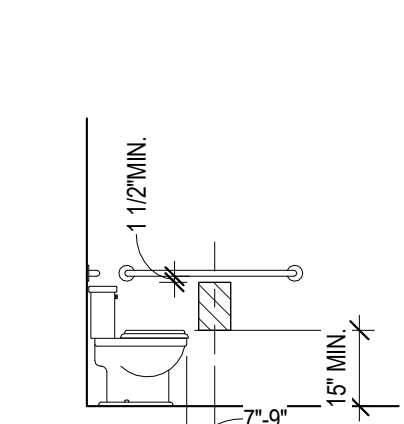
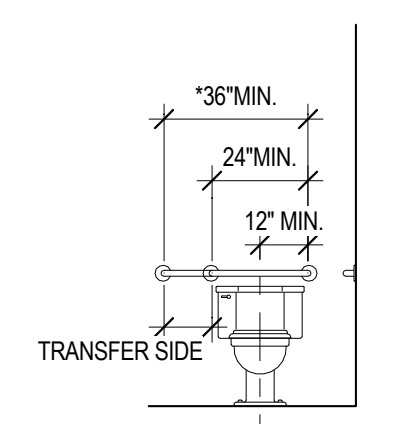
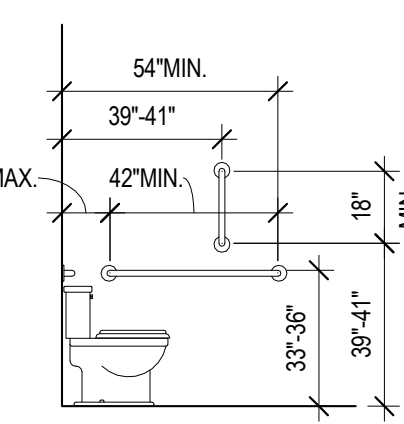
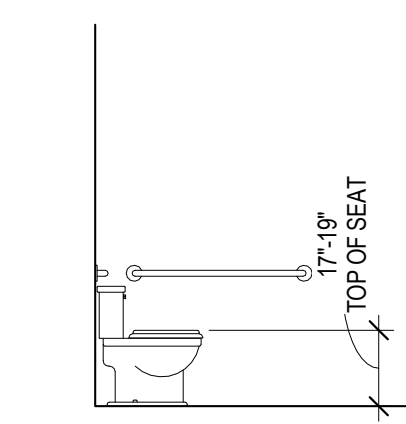
WHEELCHAIR SPACE REQUIREMENTS



SIZE OF WHEELCHAIR TURNING SPACE WHEELCHAIR TURNING SPACE REQUIREMENTS



ACCESSIBLE REACH REQUIREMENTS



HEIGHT OF WATER CLOSET

SIDE WALL GRAB BAR FOR WATER CLOSET

REAR WALL GRAB BAR FOR WATER CLOSET

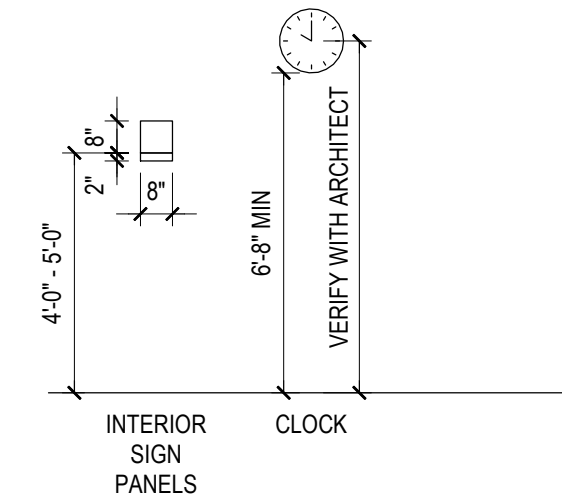
DISPENSER LOCATION

TYPICAL PLAN SYMBOLS AND MOUNTING HEIGHTS LEGEND

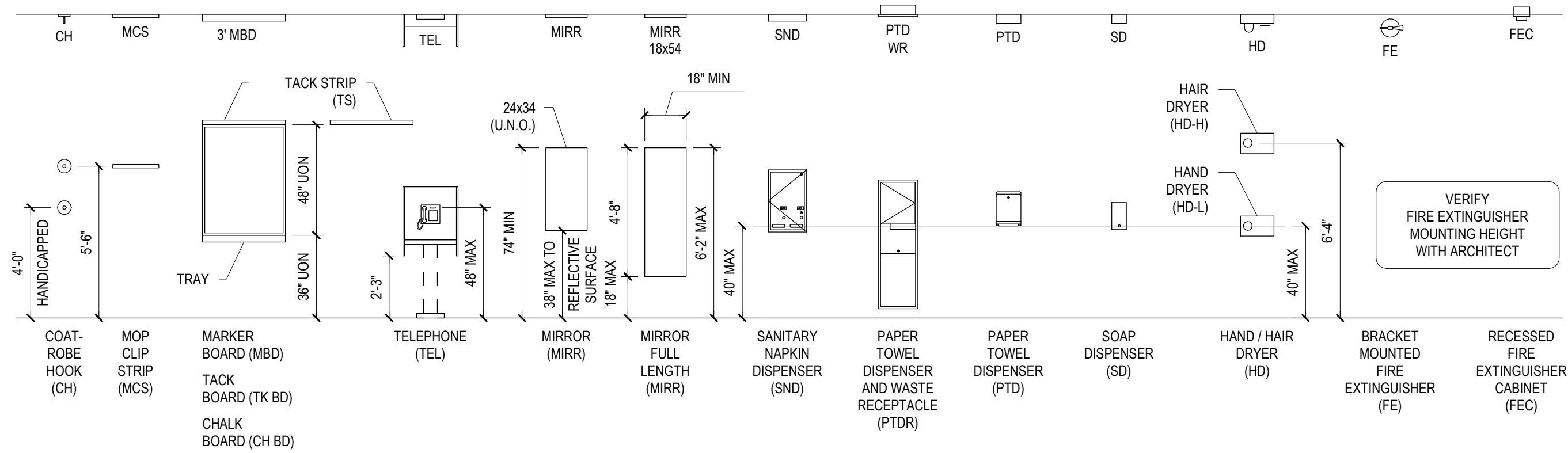
GENERAL NOTES:

- (1) THIS DRAWING CONTAINS STANDARD SYMBOLS. NOT ALL ITEMS APPEAR IN THESE DRAWINGS.
- (2) CONTRACTOR SHALL PROVIDE FIRE TREATED WOOD BLOCKING IN DRYWALL PARTITIONS FOR MOUNTING OF WALL ATTACHED ITEMS INCLUDING, BUT NOT LIMITED TO:
 - GRAB BARS
 - CABINETS / SHELVING
 - TOILET PARTITIONS
 - ACCESSORIES
 - DOOR BUMPER STOPS
- (3) STANDARD MOUNTING HEIGHTS APPLY TO DRAWINGS UNLESS INDICATED OTHERWISE.
- (4) GRAB BARS SHALL BE INSTALLED PLUMB OR LEVEL.
- (5) NOTIFY ARCHITECT OF ANY DISCREPANCIES.

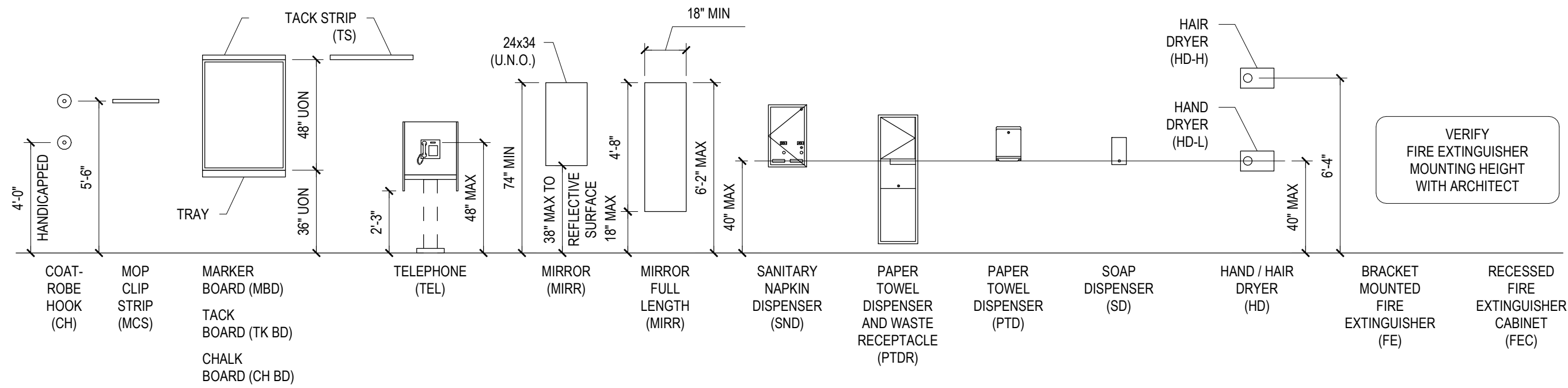
MOUNTING HEIGHTS



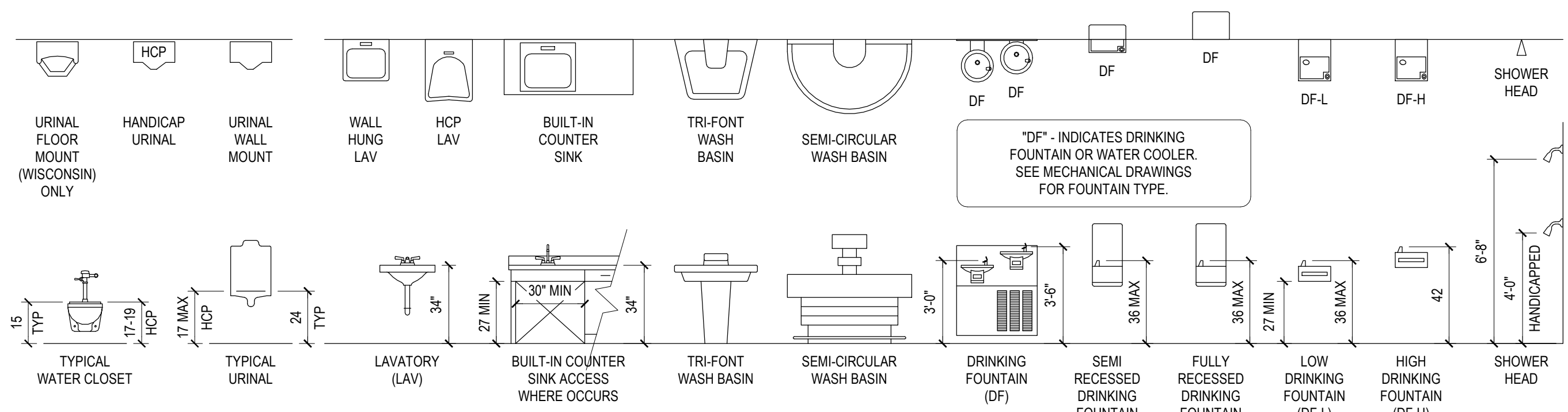
PLAN SYMBOL



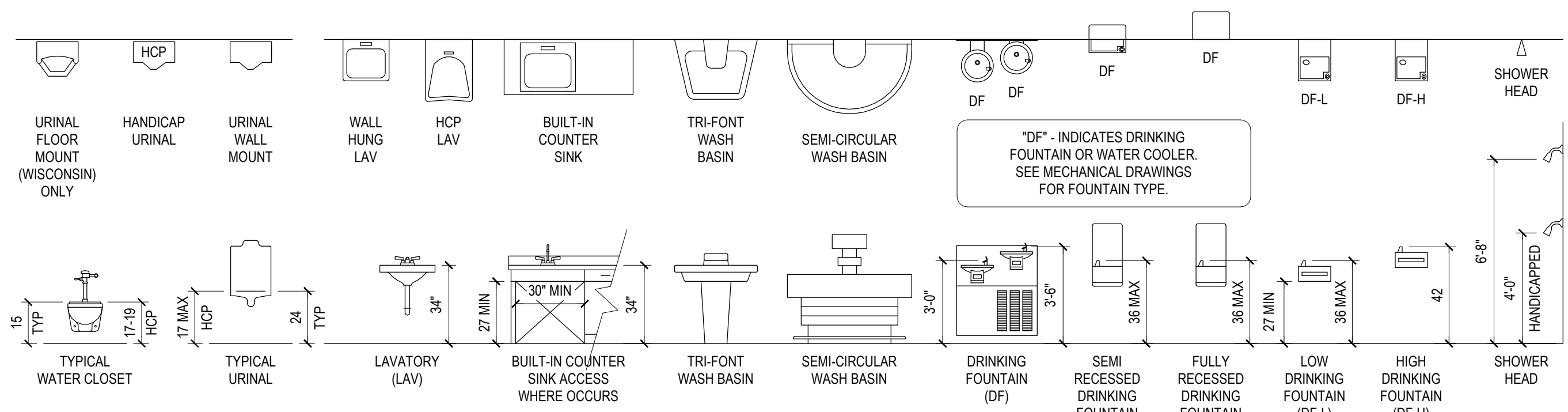
MOUNTING HEIGHTS



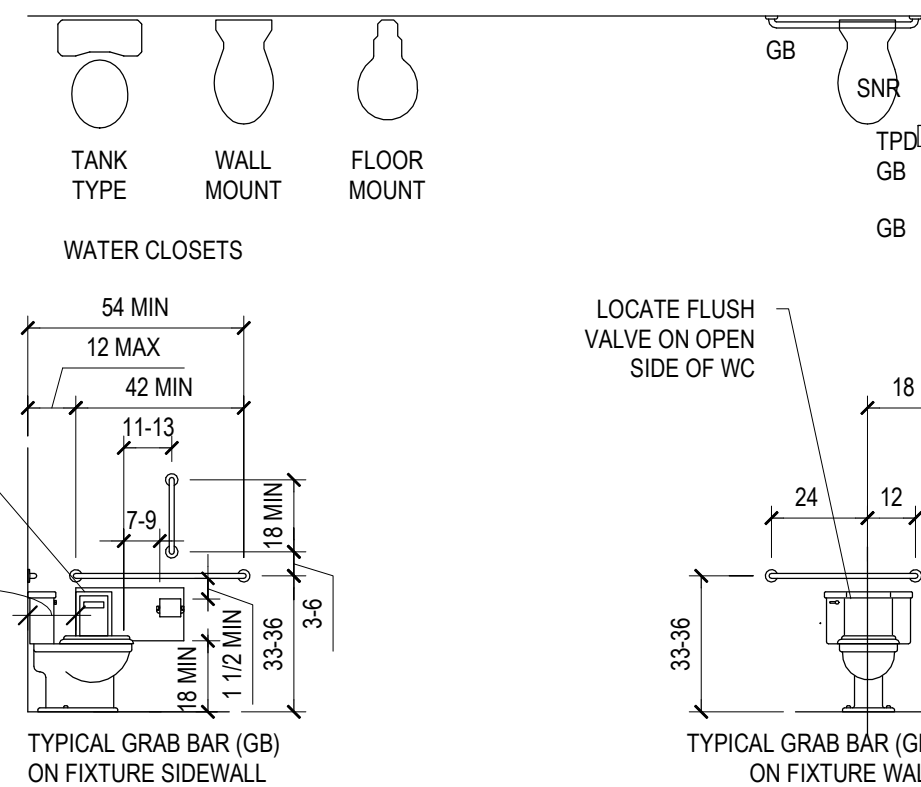
PLAN SYMBOL



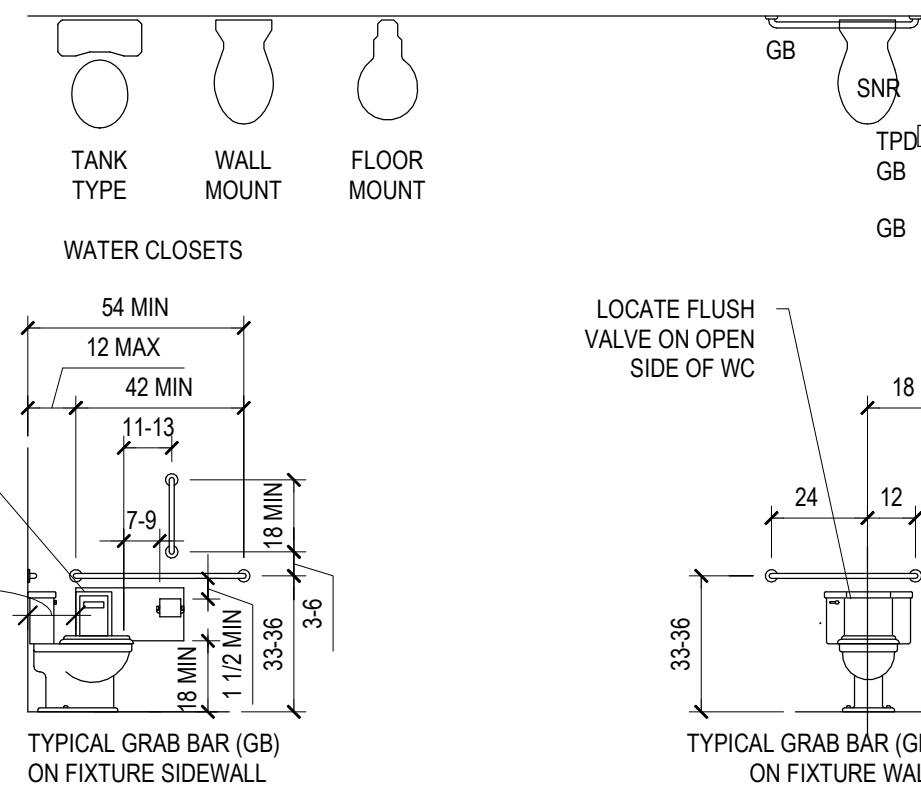
MOUNTING HEIGHTS



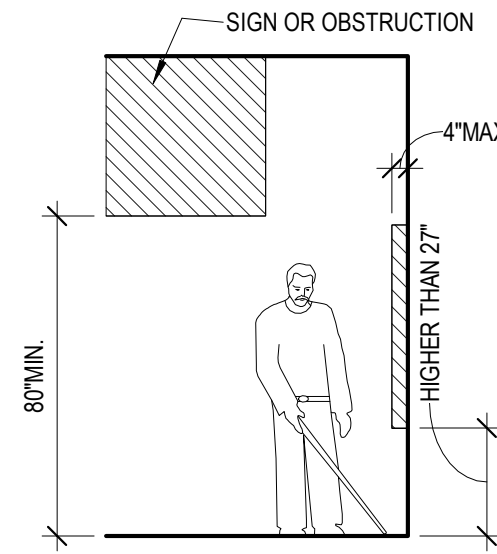
PLAN SYMBOL



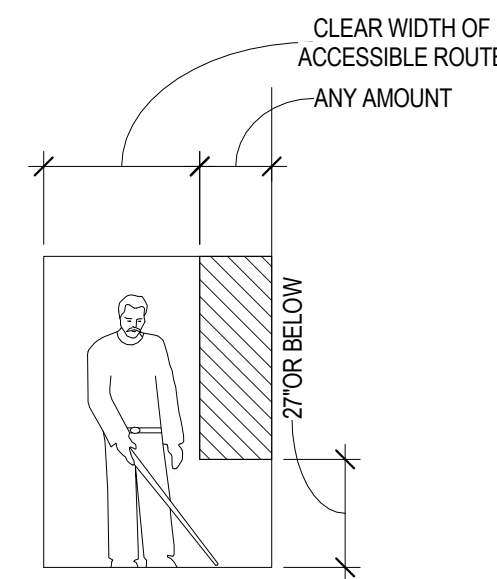
MOUNTING HEIGHTS



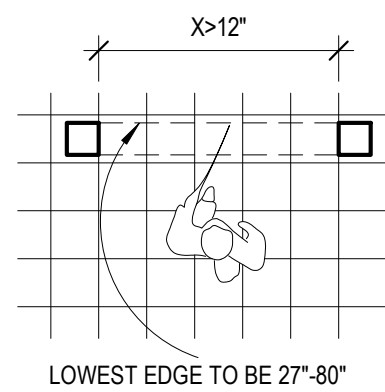
TYPICAL PLAN SYMBOLS AND MOUNTING HEIGHTS



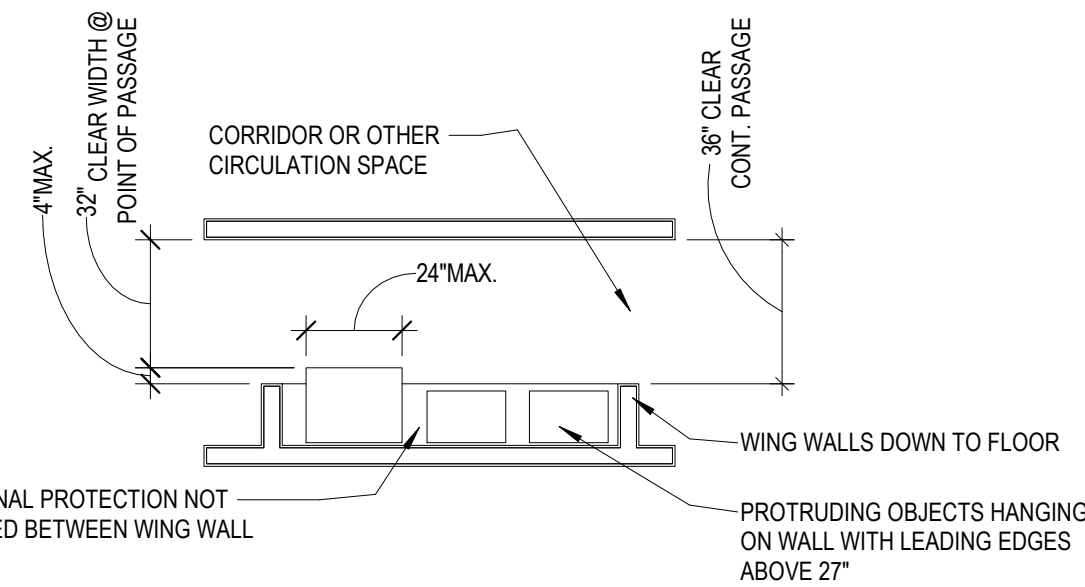
LIMITS OF PROTRUDING OBJECTS



WALKING PARALLEL TO A WALL

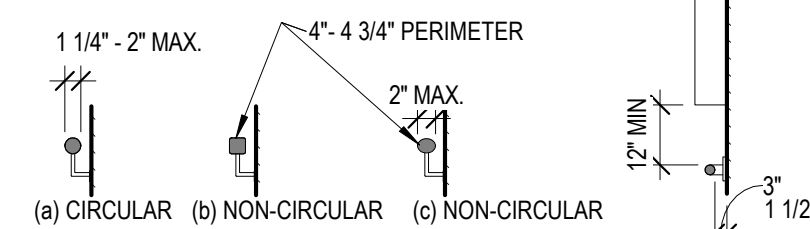


PROTRUDING OBJECTS

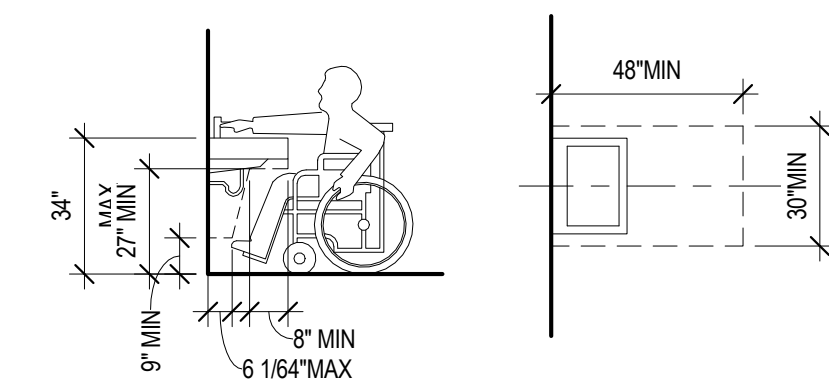


EXAMPLE OF PROTECTION AT WALL MOUNTED OBJECTS

PROTRUDING OBJECTS



SIZE OF GRAB BARS BATHROOM/TOILET COMPARTMENT GRAB BARS



HEIGHT AND LOCATION OF LAVATORIES AND SINKS & EXPOSED PIPE CLEARANCES

LAVATORIES AND SINK

THIS BAR IS INTENDED TO BE 1" PRINTED AT FULL SCALE

Project Owner

City of Muskegon
HARTSHORN MARINA
HARBORMASTER BLDG & WEST RESTROOM

W. Western Avenue, Muskegon, MI 49441

This drawing is an instrument of service and shall remain the property of Short Elliott Hendrickson, Inc. (SEH). This drawing, concepts and ideas contained herein shall not be used, reproduced, revised, or related without the express written approval of SEH. Submission or distribution of this drawing to meet official or regulatory requirements or for purposes in connection with the project is not to be construed as publication in derogation of any of the rights of SEH. COPYRIGHT © 2024 Short Elliott Hendrickson, Inc. All Rights Reserved.

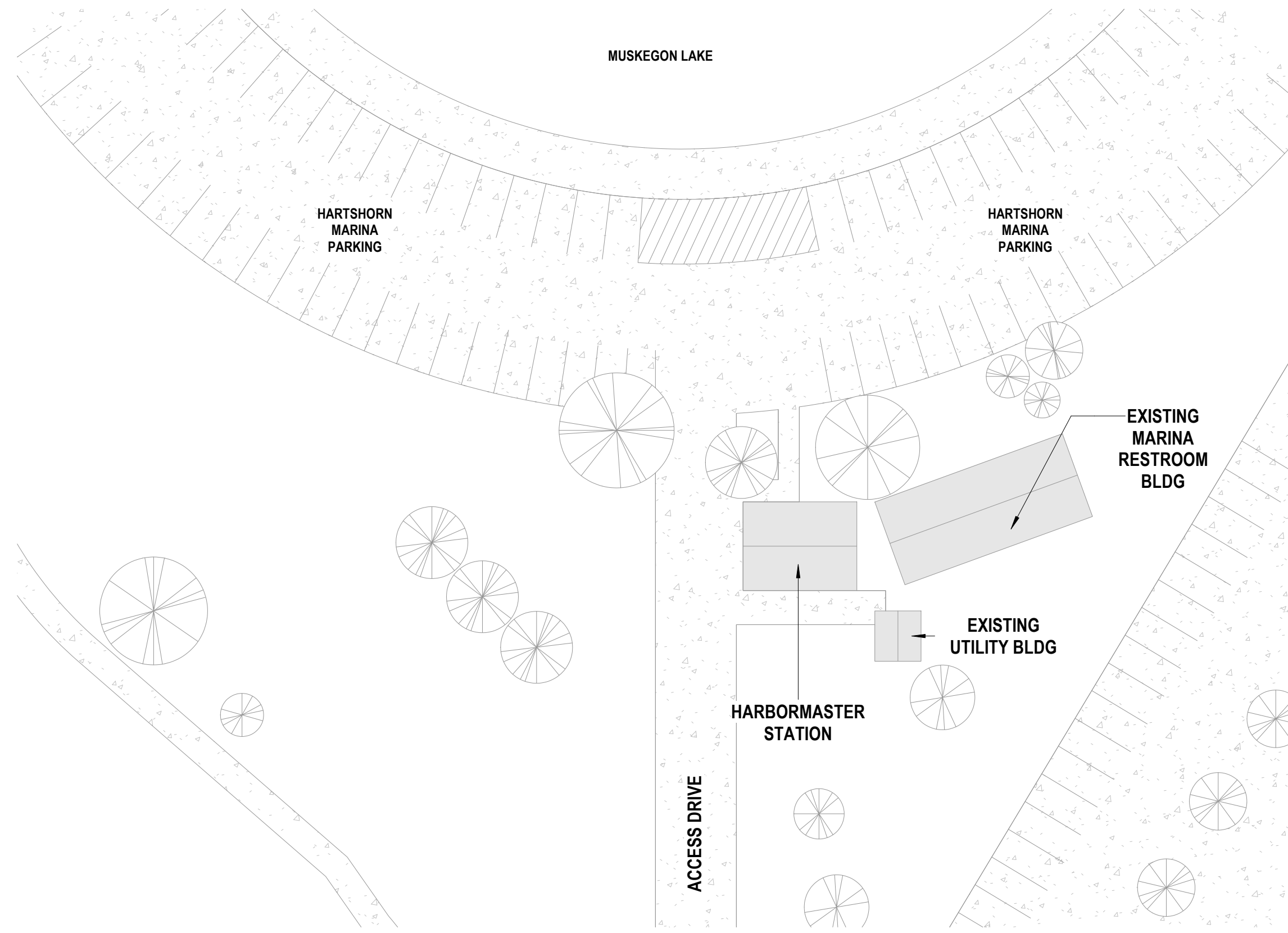
SEH Project 182439
Checked By AJR
Drawn By MA

Project Status Bid SET Issue Date 8/27/2025

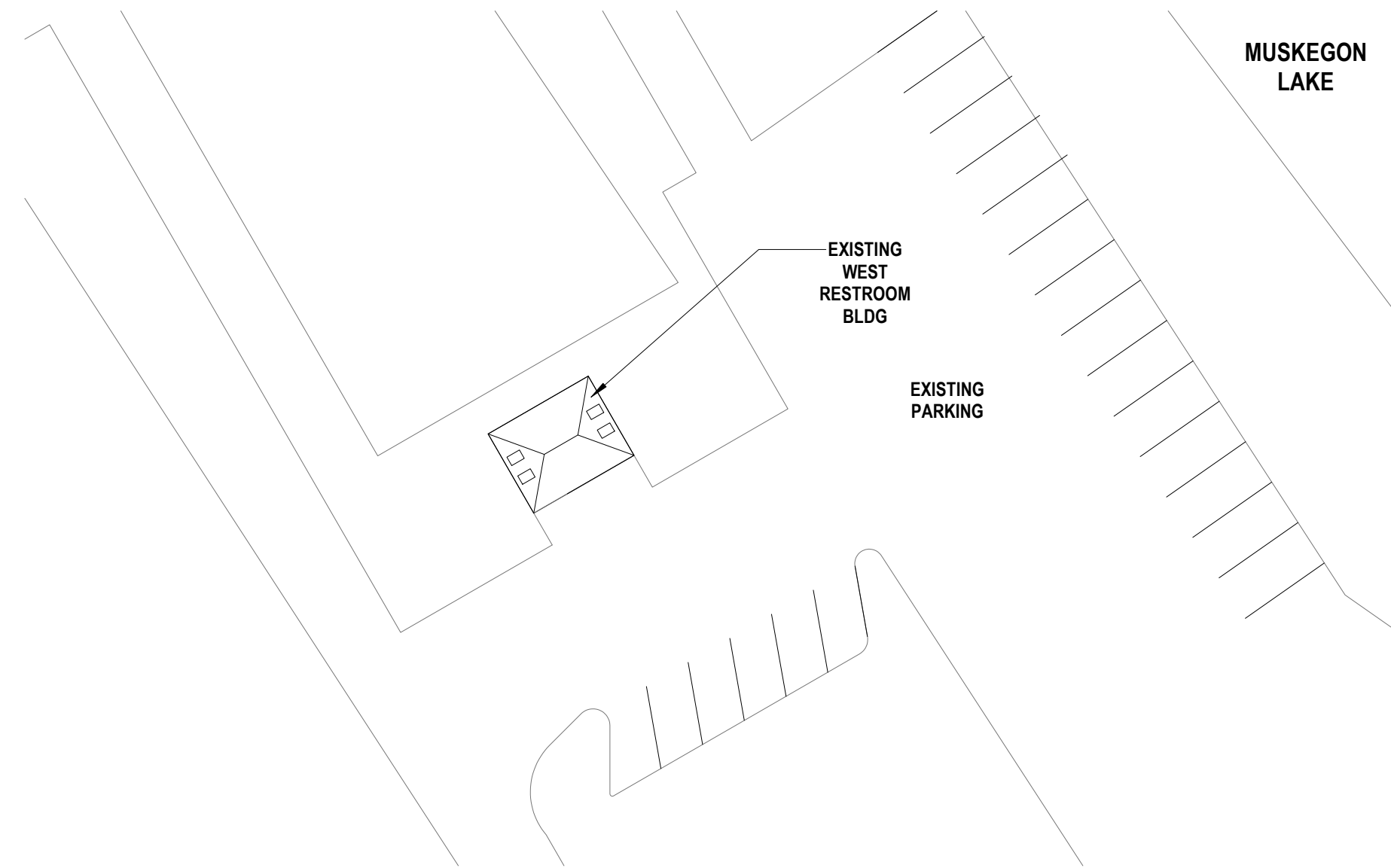
REVISION SCHEDULE
REV. # DESCRIPTION DATE

ADA DETAILS

A004



1 ARCH SITE PLAN HARBORMASTER
 NORTH A051 1" = 30'-0"
 0 6' 1' 2'



2 ARCH SITE PLAN WEST RESTROOM
 NORTH A051 1" = 30'-0"
 0 6' 1' 2'

THIS BAR IS INTENDED TO BE 1" PRINTED AT FULL SCALE

Project Owner

City of Muskegon
HARTSHORN MARINA
HARBORMASTER BLDG & WEST RESTROOM
 W. Western Avenue, Muskegon,
 MI 49441

This drawing is an instrument of service and shall remain the property of Short Elliott Hendrickson, Inc. (SEH). This drawing, concepts and ideas contained herein shall not be used, reproduced, revised, or retained without the express written approval of SEH.
 Submission or distribution of this drawing to meet official or regulatory requirements or for purposes in connection with the project is not to be construed as publication in derogation of any of the rights of SEH.
 COPYRIGHT © 2024
 Short Elliott Hendrickson, Inc.
 All Rights Reserved

SEH Project 182439
 Checked By AJR
 Drawn By MA

Project Status Issue Date
 BID SET 8/27/2025

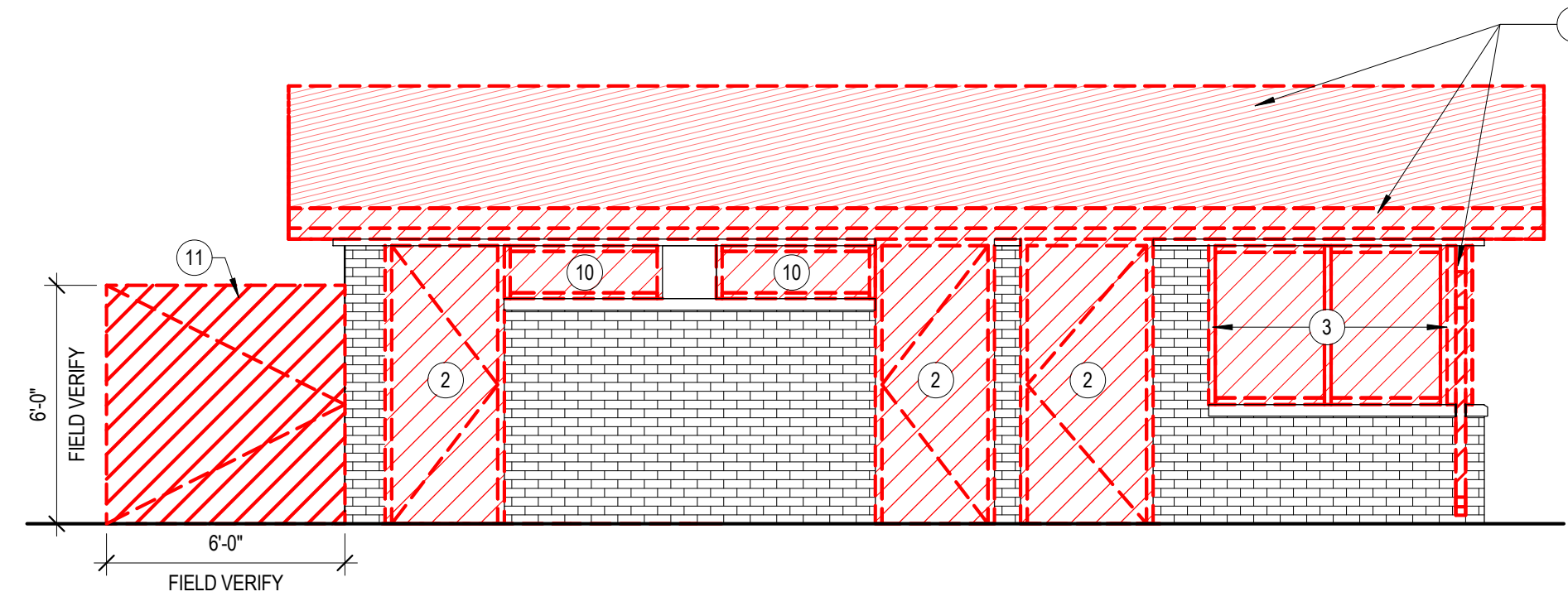
REVISION SCHEDULE
 REV. # DESCRIPTION DATE

ARCHITECTURAL SITE PLANS

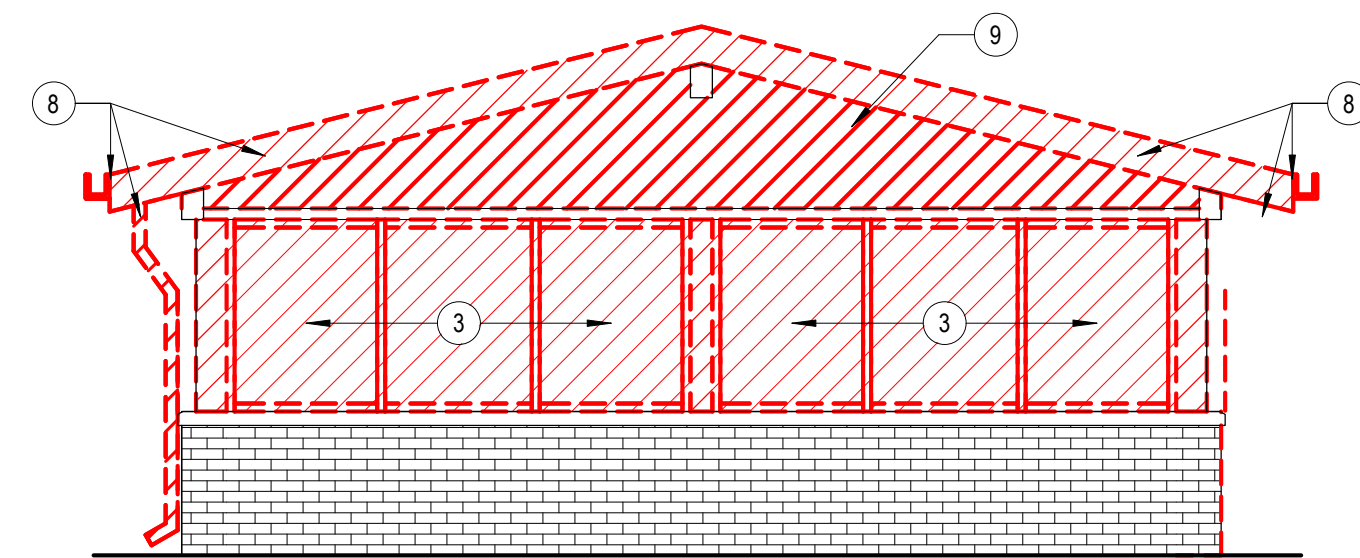
A051

DEMOLITION KEYNOTES #

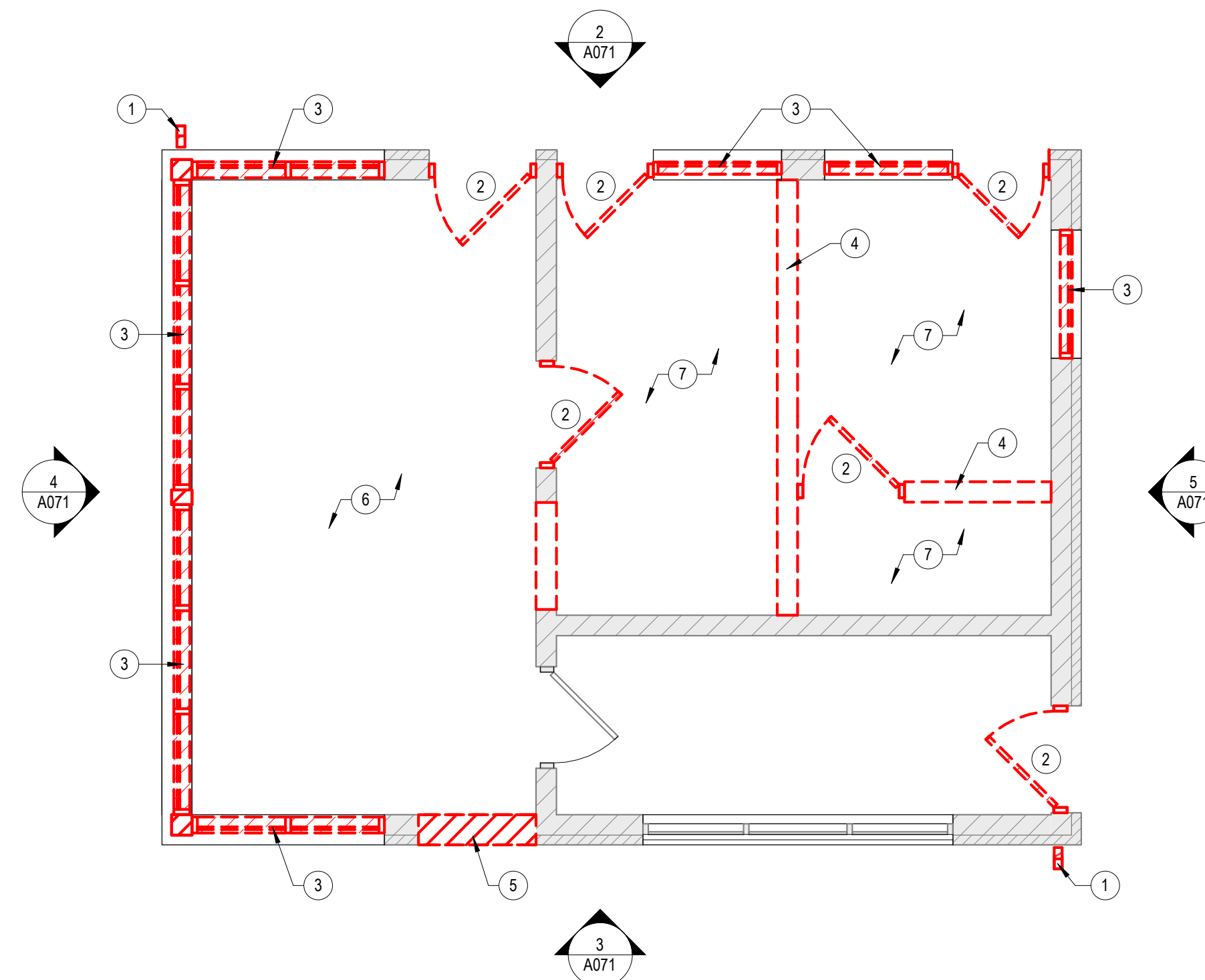
- 1 REMOVE EXISTING DOWNSPOUT
- 2 REMOVE EXISTING DOOR AND FRAME ASSEMBLY AND HARDWARE
- 3 REMOVE EXISTING STOREFRONT FRAME AND WINDOW ASSEMBLY
- 4 REMOVE EXISTING CMU WALL
- 5 REMOVE EXISTING WALL PANEL, INFILL AND A/C UNIT
- 6 REMOVE EXISTING FINISHED FLOORING
- 7 REMOVE EXISTING FINISHED FLOORING AND WALL TILE
- 8 REMOVE EXISTING ROOF ASSEMBLY, GUTTERS AND DOWNSPOUTS
- 9 REMOVE EXISTING WOOD SIDING
- 10 REMOVE EXISTING WINDOW AND FRAME ASSEMBLY
- 11 REMOVE EXISTING CHAIN LINK GATE FENCE
- 12 REMOVE EXISTING CHAIN LINK FENCE
- 13 REMOVE EXISTING ADDRESS NUMBERS



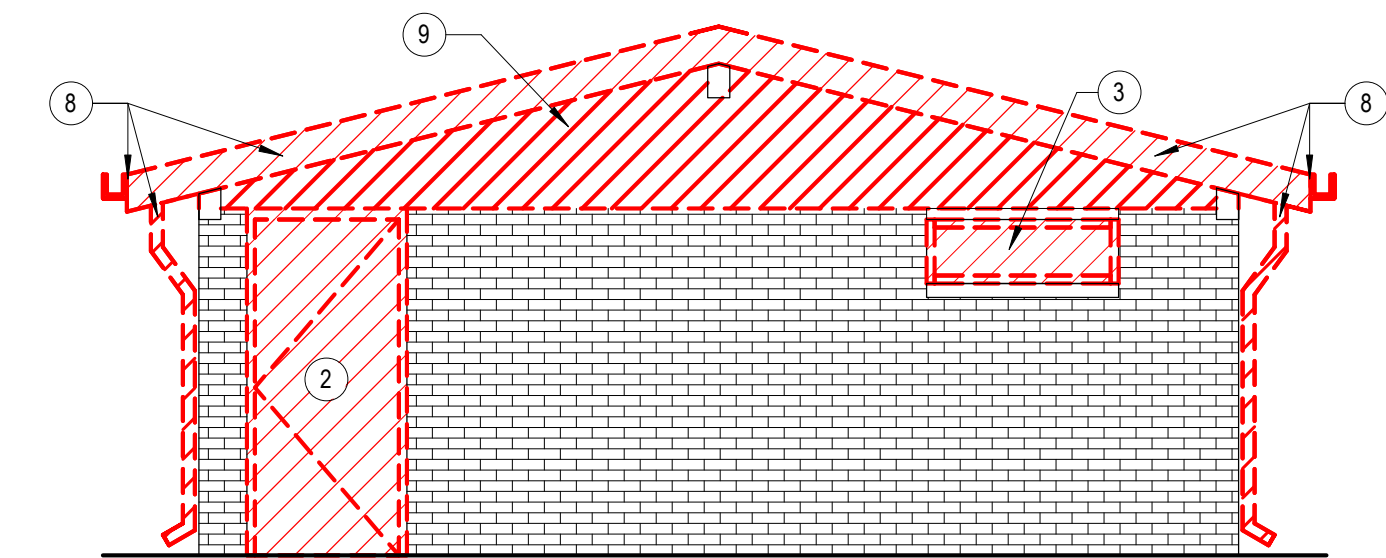
2 HARBORMASTER NORTH ELEV - DEMO
A071 1/4" = 1'-0"



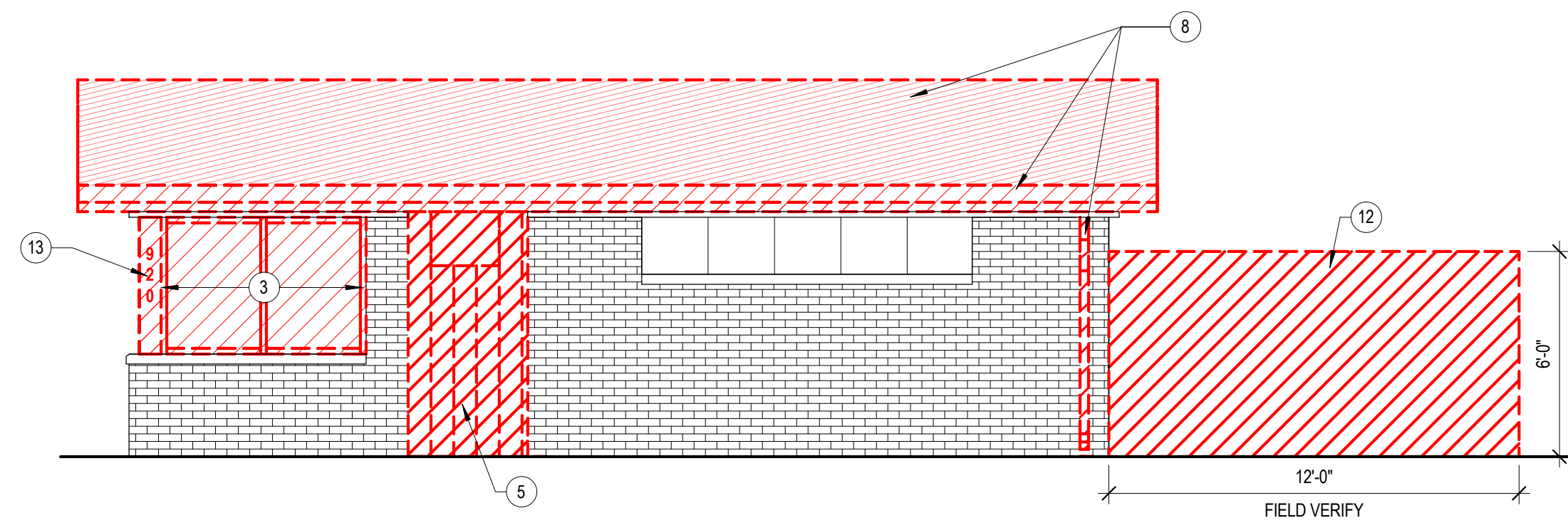
4 HARBORMASTER WEST ELEV - DEMO
A071 1/4" = 1'-0"



1 HARBORMASTER DEMOLITION PLAN
A071 1/4" = 1'-0"



5 HARBORMASTER EAST ELEV - DEMO
A071 1/4" = 1'-0"



3 HARBORMASTER SOUTH ELEV - DEMO
A071 1/4" = 1'-0"

THIS BAR IS INTENDED TO BE 1" PRINTED AT FULL SCALE

Project Owner

City of Muskegon
HARTSHORN MARINA
HARBORMASTER BLDG & WEST RESTROOM
W. Western Avenue, Muskegon,
MI 49441

This drawing is an instrument of service and shall remain the property of Short Elliott Hendrickson, Inc. (SEH). This drawing, concepts and ideas contained herein shall not be used, reproduced, revised, or related without the express written approval of SEH.
Submission or distribution of this drawing to meet official or regulatory requirements or for purposes in connection with the project is not to be construed as publication in derogation of any of the rights of SEH.
COPYRIGHT © 2024
Short Elliott Hendrickson, Inc.
All Rights Reserved

SEH Project 182439
Checked By AJR
Drawn By MA

Project Status Issue Date
BID SET 8/27/2025

| REVISION SCHEDULE | | |
|-------------------|-------------|------|
| REV. # | DESCRIPTION | DATE |
| | | |

DEMOLITION PLAN AND ELEVATIONS

A071

FIELD VERIFY ALL DIMENSIONS

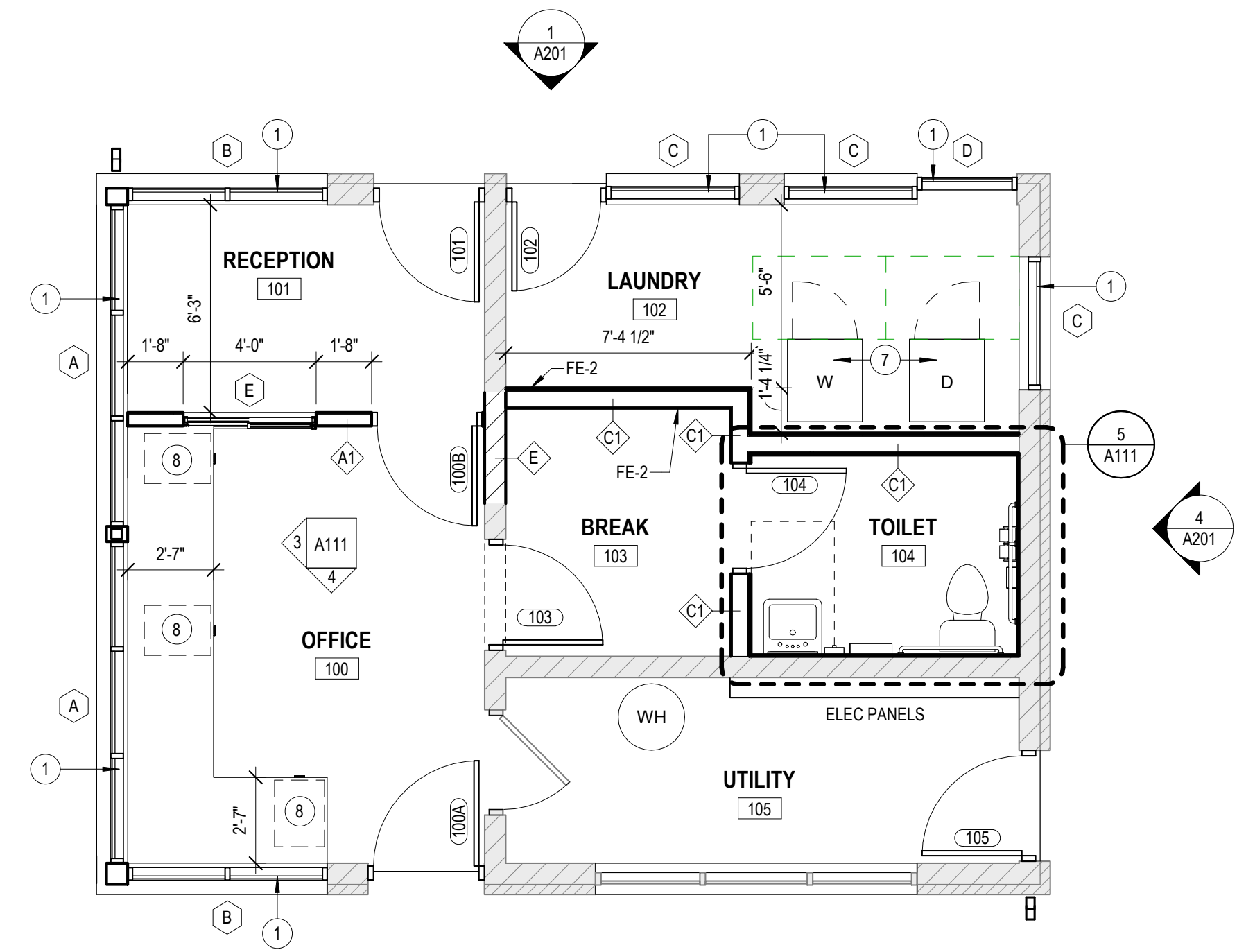
FLOOR PLAN AND ELEVATION KEYNOTES #

- 1 NEW FIXED ALUMINUM STOREFRONT WINDOW ASSEMBLY: TUBELITE 4500 OR ARCHITECT APPROVED EQUAL
- 2 ACCESSIBLE WATER CLOSET: SLOAN ST-2459 FLOOR-MOUNTED WATER CLOSET
- 3 ACCESSIBLE LAVATORY: AMERICAN STANDARD 0955.000 ADA WALL-HUNG LAV OR OWNER APPROVED EQUAL
- 4 4" ROLLED COVE EPOXY WALL BASE
- 5 FIBERGLASS REINFORCED WALL PANEL, 4'X8'; MARALITE LINEAR PATTERN; 8" - COLOR BY OWNER
- 6 INSULATE EXPOSED PLUMBING
- 7 WASHER AND DRYER: SPEED QUEEN QUANTUM TOUCH FRONT LOAD WASHER & DRYER OR OWNER APPROVED EQUAL
- 8 FILE CABINET: STEELCASE UNIVERSAL, HON 600 SERIES OR OWNER APPROVED EQUAL

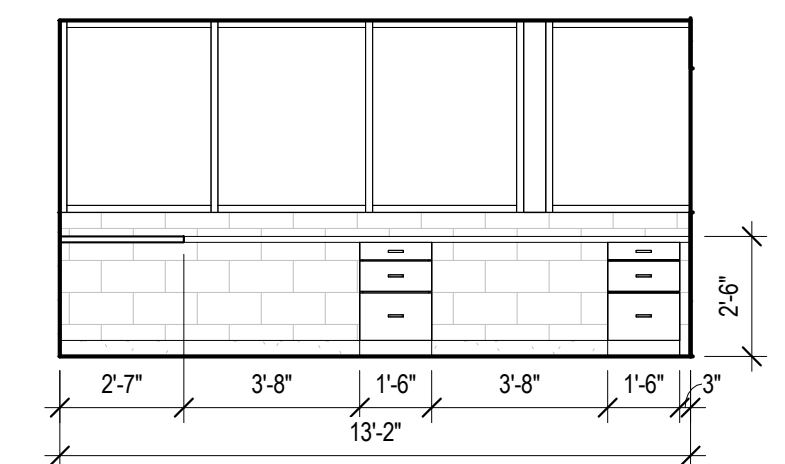
ROOF PLAN KEYNOTES #

- 10 NEW RECTANGULAR ALUMINUM GUTTER: 5" RE-SPECIFICATIONS
- 11 NEW ALUM. DOWNSPOUT 2"X3" - RE SPECIFICATIONS
- 12 NEW METAL ROOF:B.O.D. UNA-CLAD U6 OR ARCHITECT APPROVED EQUAL - COLOR BY OWNER
- 13 LINE OF WALL BELOW SHOWN DASHED

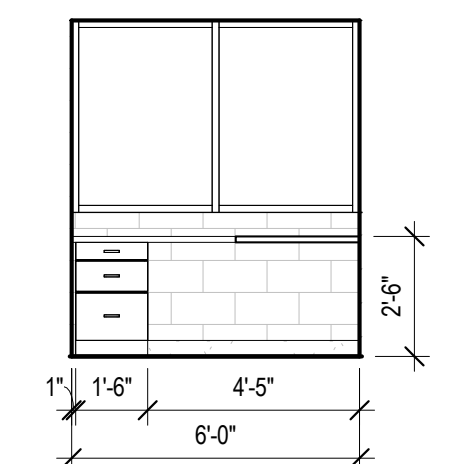
Project Owner



1 HARBORMASTER FLOOR PLAN
A111 1/4" = 1'-0"



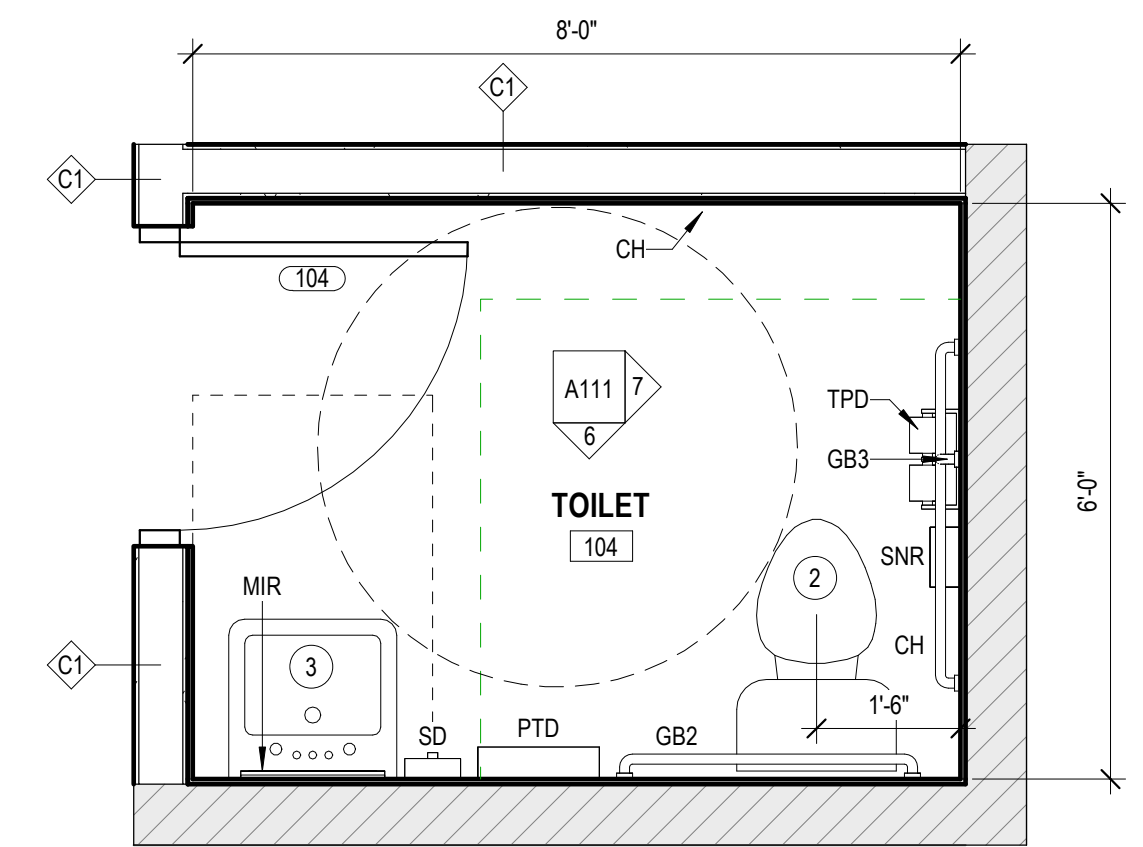
3 OFFICE - WEST
A111 1/4" = 1'-0"



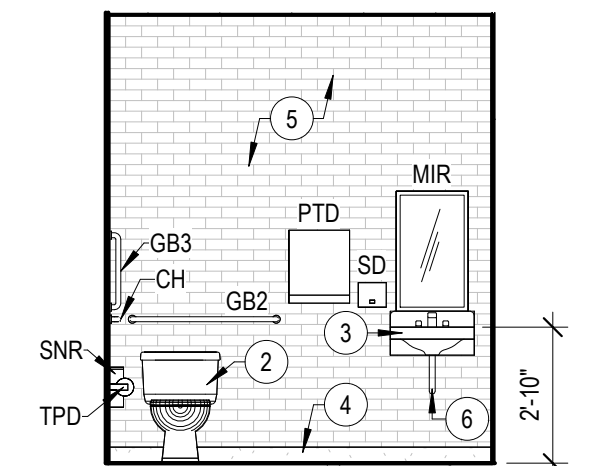
4 OFFICE - SOUTH
A111 1/4" = 1'-0"

- RESTROOM ACCESSORY LEGEND**
- SD SOAP DISPENSER
 - GB1 42" GRAB BAR
 - GB2 36" GRAB BAR
 - GB3 18" GRAB BAR
 - MIR 18"X36" MIRROR
 - HD HAND DRYER
 - SNR SANITARY NAPKIN RECEPTACLE
 - TPD TOILET PAPER DISPENSER
 - CH COAT HOOK

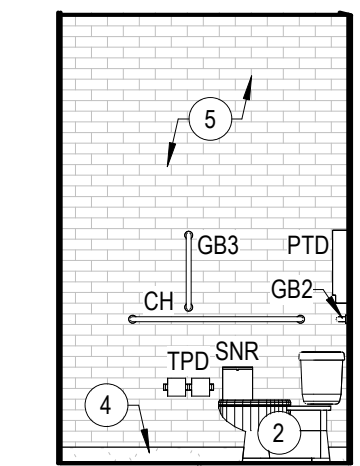
- BABY CHANGING STATION: B.O.D: KOALA KARE KB310-SSRE OR OWNER APPROVED EQUAL WITH LOAD CAPACITY OF 350 LBS OR MORE
- ALL GRAB BARS: BRADLEY 8120 SERIES, ASI 3101/3102 SERIES OR OWNER APPROVED EQUAL
- MIRRORS: BRADLEY 781 SERIES 24"X36" STAINLESS STEEL CHANNEL FRAME W/TEMPERED GLASS OR APPROVED EQUAL
- PAPER TOWEL DISPENSER: BOBRICK B-262 OR APPROVED EQUAL
- SOAP DISPENSER: BOBRICK B-2112 OR APPROVED EQUAL
- SANITARY NAPKIN DISPOSAL: BOBRICK B-270 OR APPROVED EQUAL
- TOILET PAPER DISPENSER: BOBRICK B-2740 DUAL ROLL OR APPROVED EQUAL



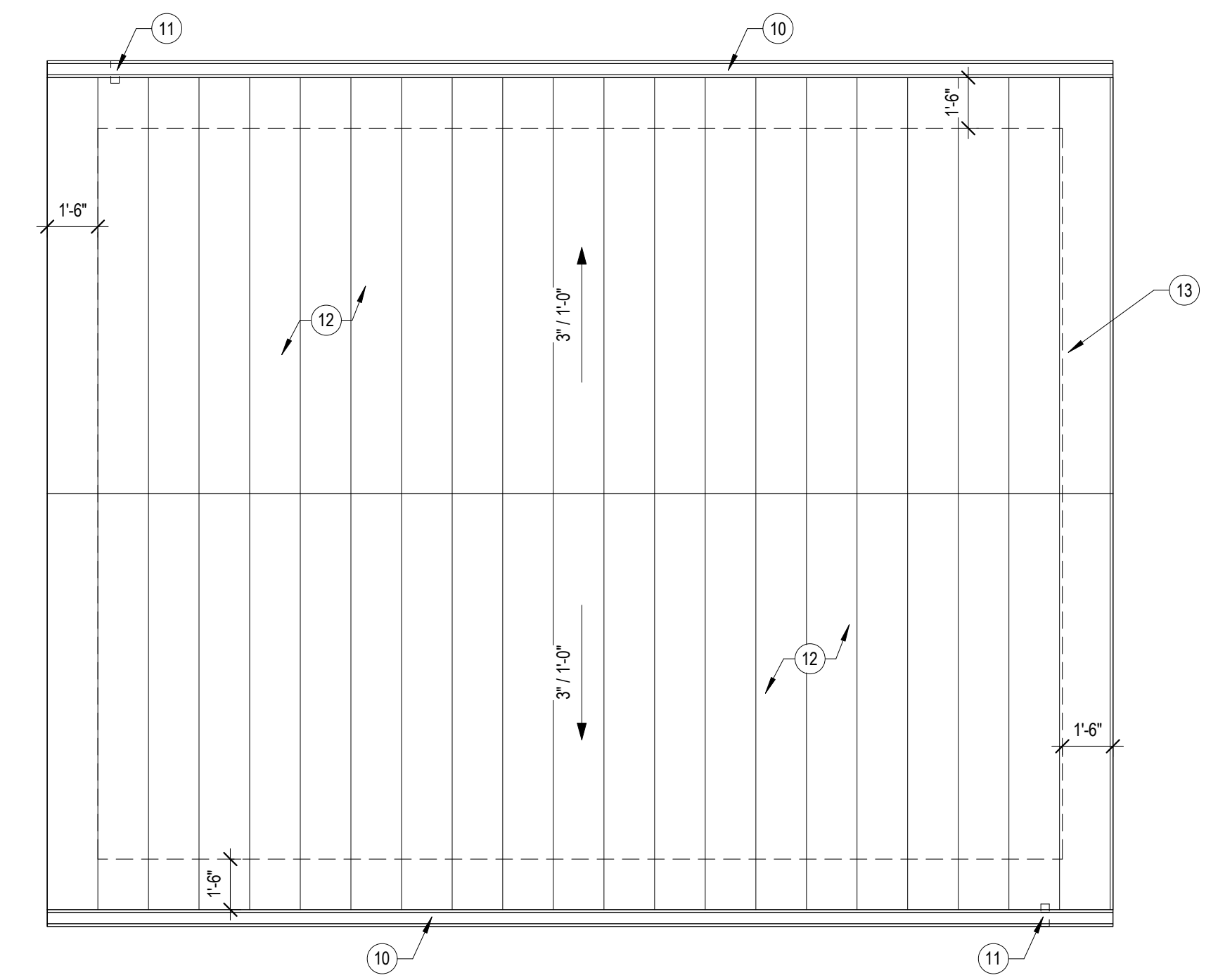
5 ENLARGED RESTROOM PLAN
A111 1/2" = 1'-0"



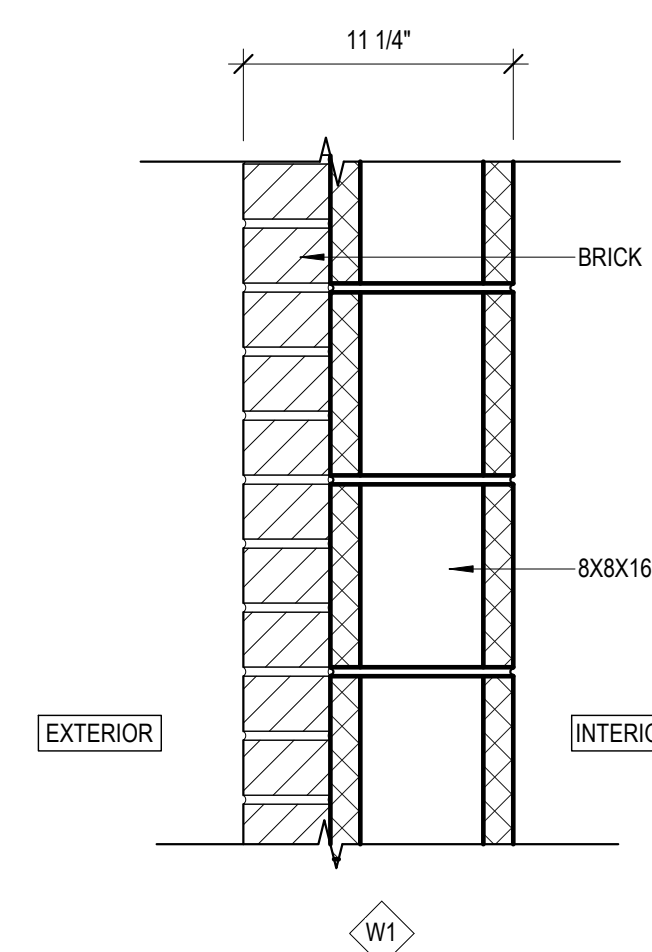
6 TOILET - SOUTH
A111 1/4" = 1'-0"



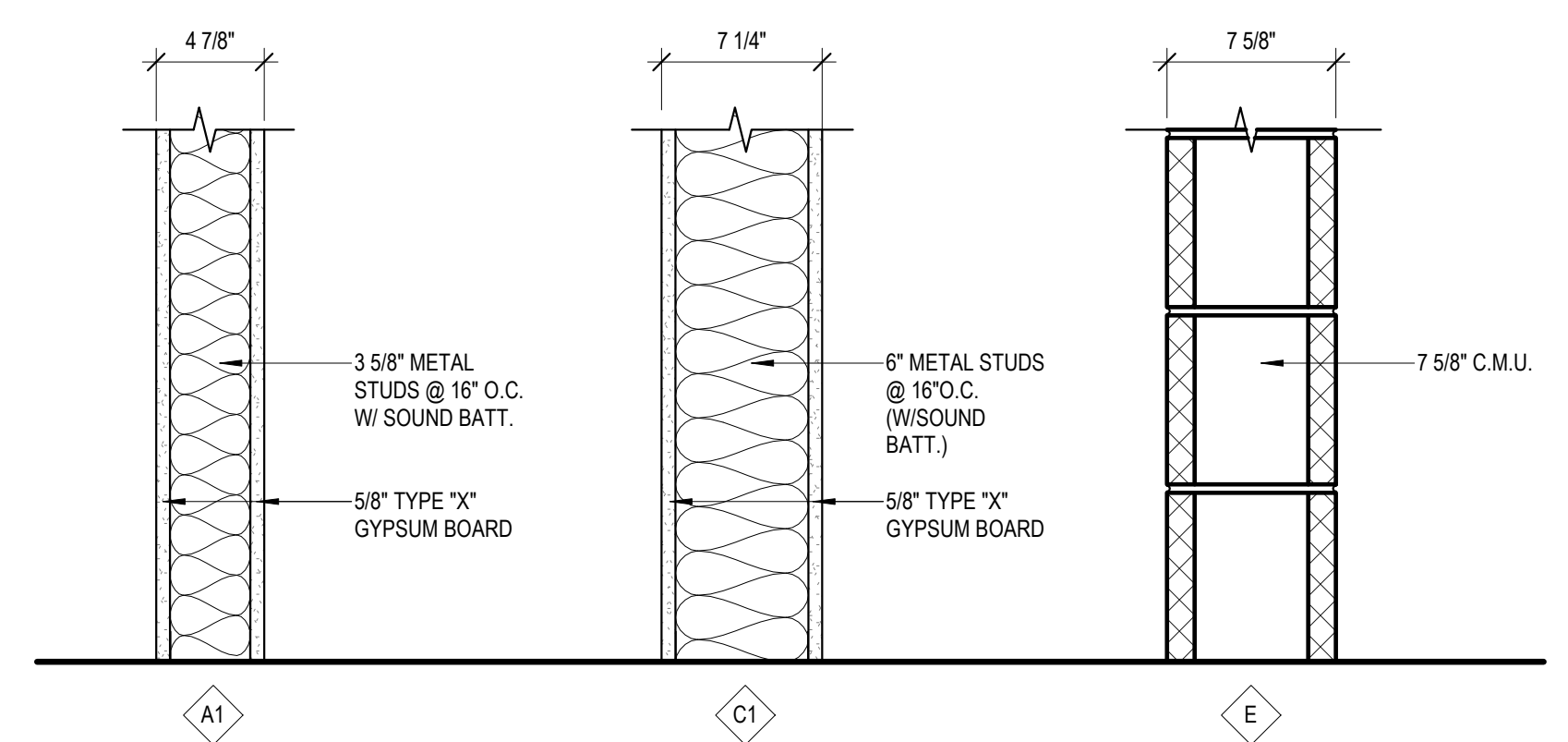
7 TOILET - EAST
A111 1/4" = 1'-0"



2 ROOF PLAN
A111 1/4" = 1'-0"



8 PARTITION TYPES
A111 1 1/2" = 1'-0"



THIS BAR IS INTENDED TO BE 1" PRINTED AT FULL SCALE

City of Muskegon
HARTSHORN MARINA
HARBORMASTER BLDG & WEST RESTROOM
W. Western Avenue, Muskegon,
MI 49441

This drawing is an instrument of service and shall remain the property of Short Elliott Hendrickson, Inc. (SEH). This drawing, concepts and ideas contained herein shall not be used, reproduced, revised, or retained without the express written approval of SEH.

Submission or distribution of this drawing to meet official or regulatory requirements or for purposes in connection with the project is not to be construed as publication in derogation of any of the rights of SEH.

COPYRIGHT © 2024
Short Elliott Hendrickson, Inc.
All Rights Reserved

SEH Project 182439
Checked By AJR
Drawn By MA

Project Status Issue Date
BID SET 8/27/2025

REVISION SCHEDULE

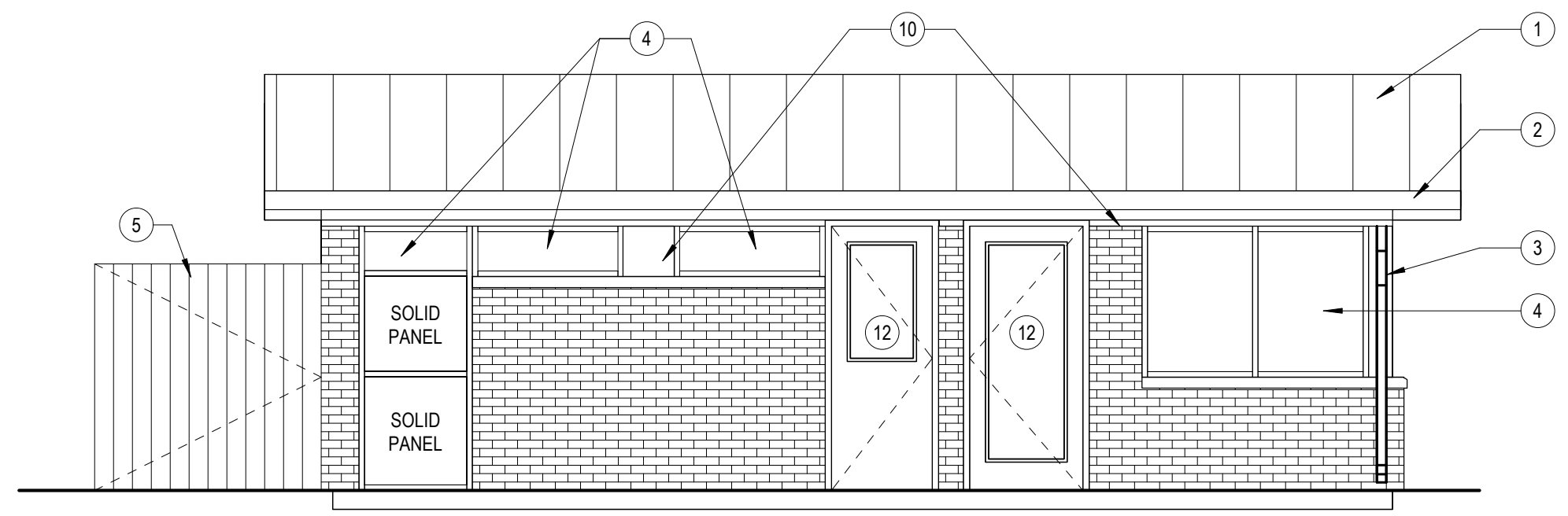
| REV. # | DESCRIPTION | DATE |
|--------|-------------|------|
|--------|-------------|------|

FLOOR PLAN, ROOF PLAN
HARBORMASTER

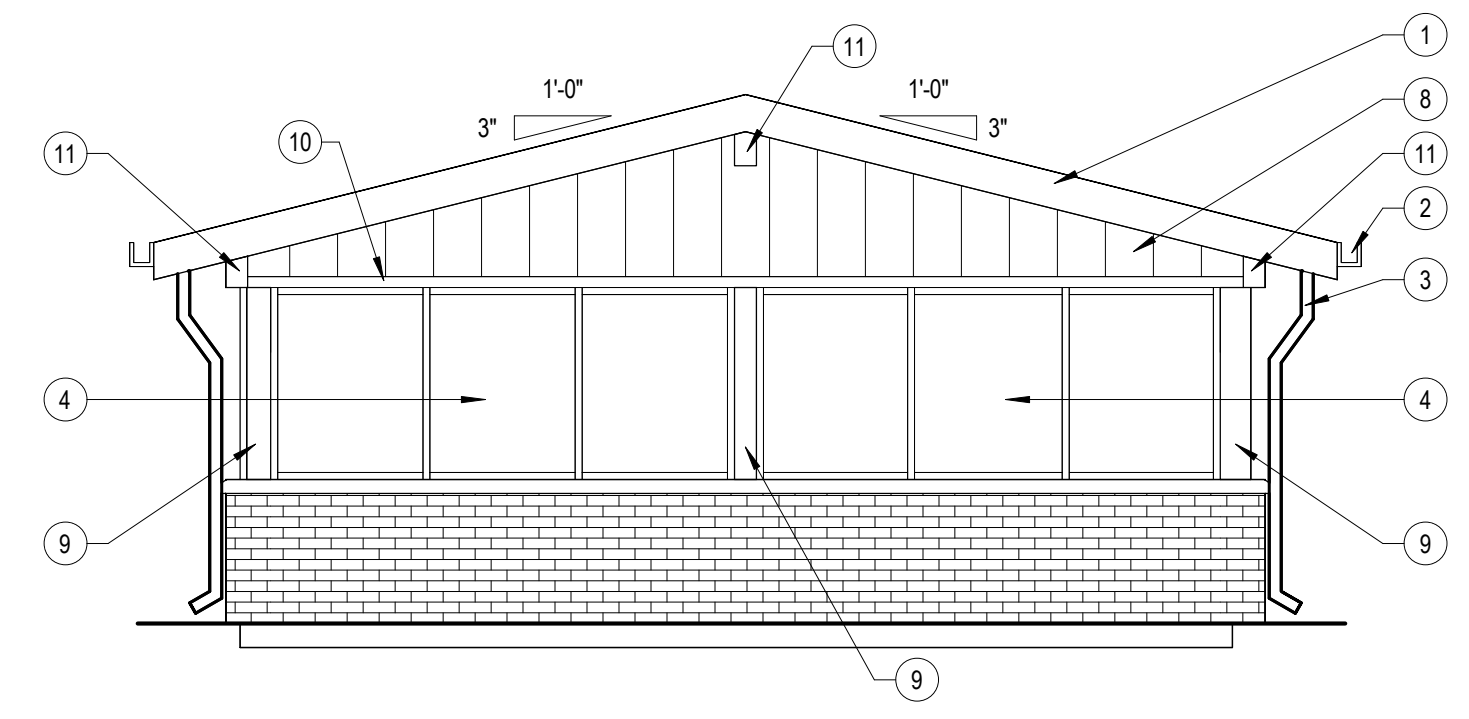
ELEVATION KEYNOTES #

- 1 NEW METAL ROOF B.O.D. UNA-CLAD U6 OR ARCHITECT APPROVED EQUAL - COLOR BY OWNER
- 2 NEW RECTANGULAR ALUMINUM GUTTER: 5" RE-SPECIFICATIONS
- 3 NEW ALUM. DOWNSPOUT 2"x3" - RE SPECIFICATIONS
- 4 NEW FIXED ALUMINUM STOREFRONT WINDOW ASSEMBLY: TUBELITE 4500 OR ARCHITECT APPROVED EQUAL
- 5 NEW 6'-0" x 6'-0" ALUMINUM FENCE GATE (FIELD VERIFY); B.O.D.: AMERISTAR METAL SECURITY FENCING
- 6 NEW 6'-0" x 12'-0" FENCING (FIELD VERIFY); B.O.D. AMERISTAR METAL SECURITY FENCING
- 8 NEW ACCENT SIDING: PAC-CLAD FLUSH WALL PANELS OR OWNER APPROVED EQUAL
- 9 NEW ALUMINUM WRAP TO MATCH STOREFRONT: FACTORY-FINISHED: KYNAR/PVDF OR APPROVED EQUAL
- 10 WRAP EXISTING EXTERIOR PANEL SIDING WITH ALUMINUM TRIM TO MATCH STOREFRONT
- 11 WRAP EXISTING EXPOSED BEAMS WITH ALUMINUM TRIM TO MATCH STOREFRONT
- 12 HOLLOW METAL DOOR AND FRAME, PAINT W/ WITH METL-CLAD RUST RESISTING METAL PAINT & PRIMER
- 13 AFFIX NEW SIGNGAGE TO EXISTING INFILL PANEL. ALUMINUM LETTERING: GEMINI SIGN PRODUCTS BRUSHED ALUMINUM W/PVDF PAINT - COLOR BY OWNER. STUD MOUNTED W/ SPACES/ CONCEALED HARDWARE
- 14 SKYLIGHTS TO REPLACE EXISTING WIN EXISTING OPENING. B.O.D. VELUX FCM SERIES OR APPROVED EQUAL
- 15 NEW ARCHITECTURAL SHINGLES FOR ROOF. ICE AND WATER SHIELD TO 2' INSIDE OF WALLS AND AT RIDGE. SHEATHING REPLACEMENT TO BE DETERMINED UPON EXISTING DEMO OF SHINGLES
- 16 STAIN EXISTING SPLIT FACED BLOCK WITH MASONRY STAIN W/ GRAFFITI COATING
- 17 PROVIDE NEW DRIP EDGE, ALUMINUM WRAPPED PT WOOD FASCIA BOARD AND VENTED ALUMINUM SOFFIT

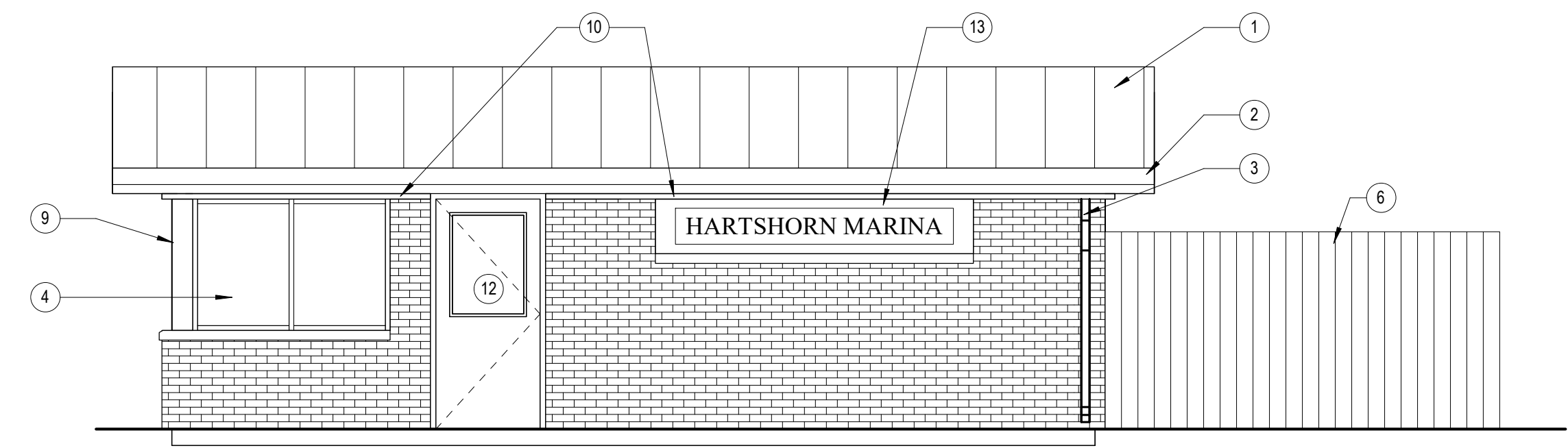
Project Owner



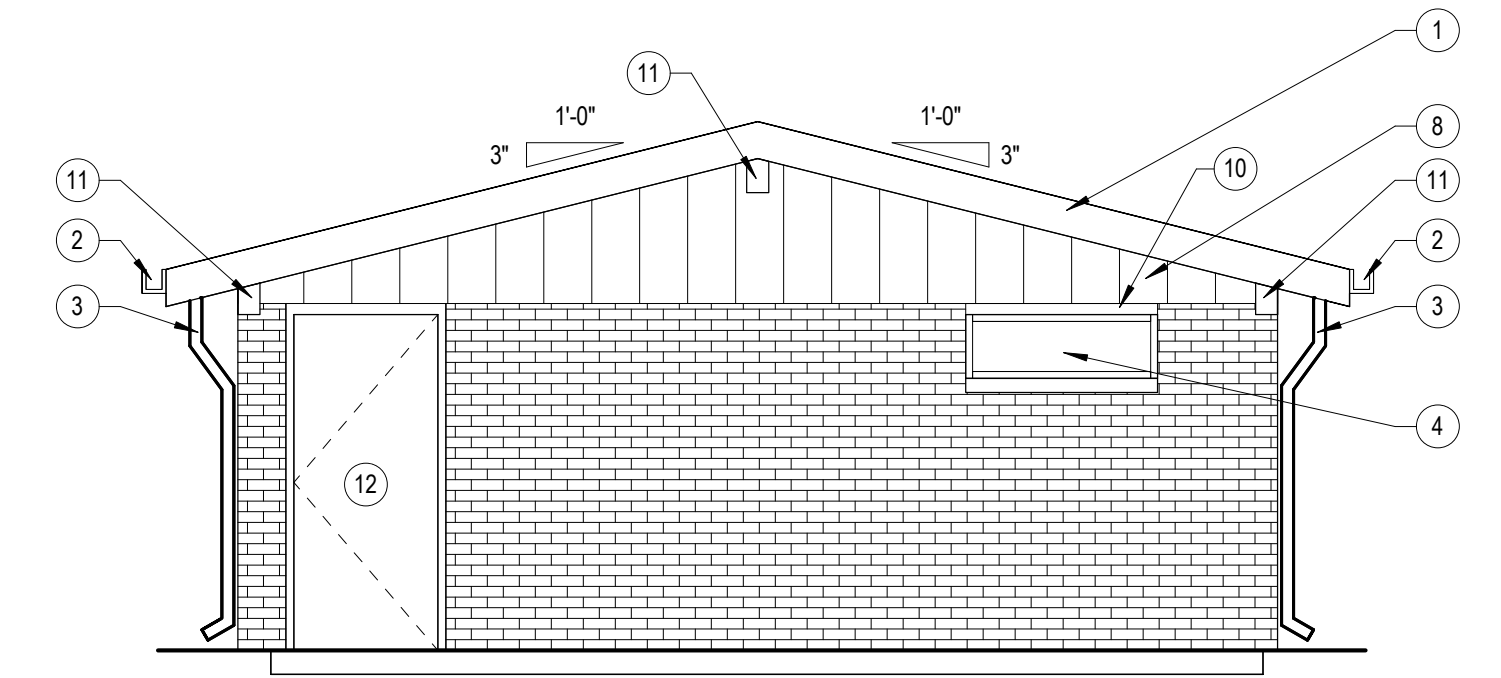
1 HARBORMASTER EXTERIOR ELEV - NORTH
A201 1/4" = 1'-0"



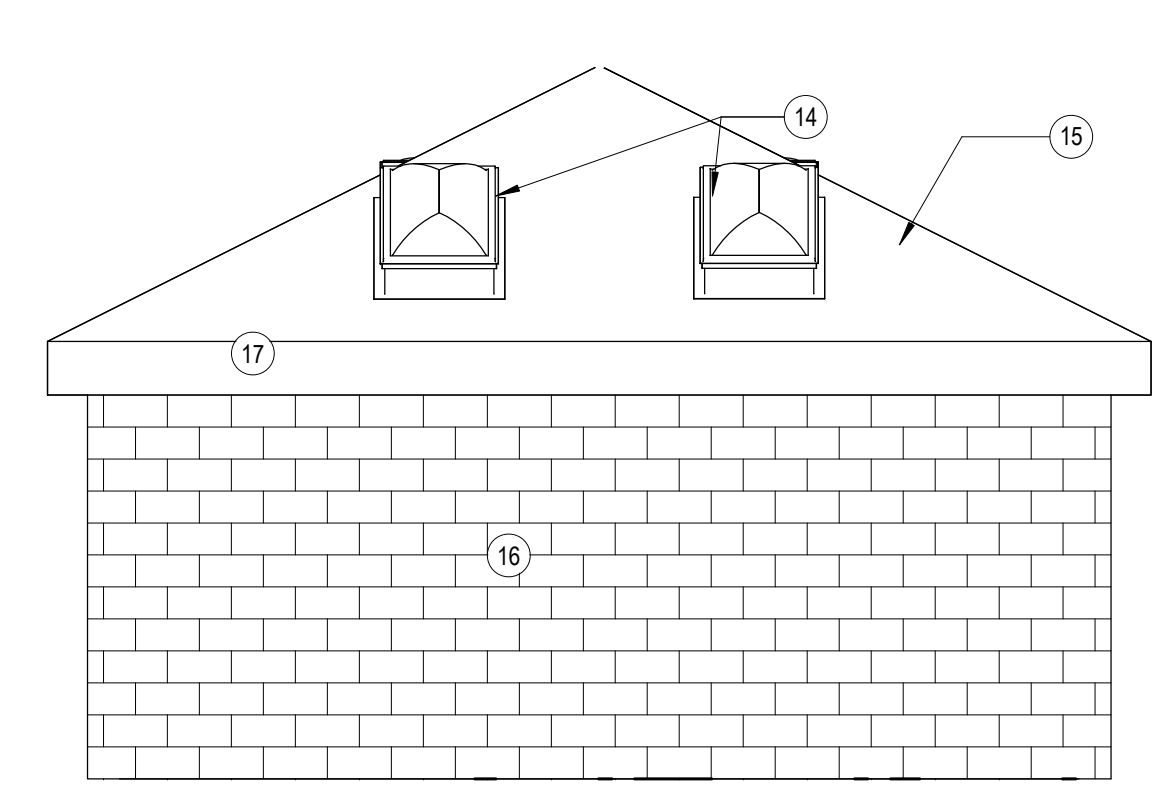
2 HARBORMASTER EXTERIOR ELEV - WEST
A201 1/4" = 1'-0"



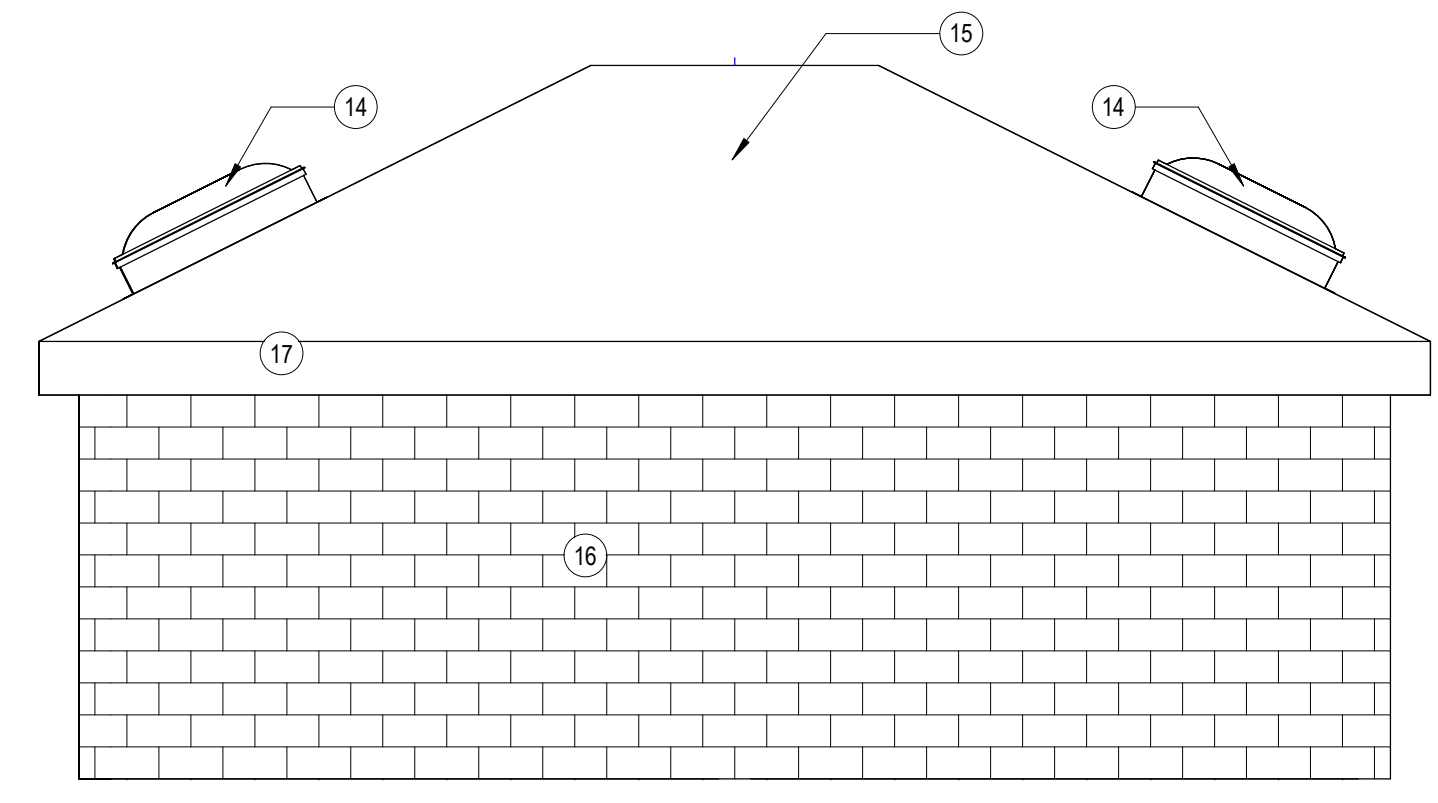
3 HARBORMASTER EXTERIOR ELEV - SOUTH
A201 1/4" = 1'-0"



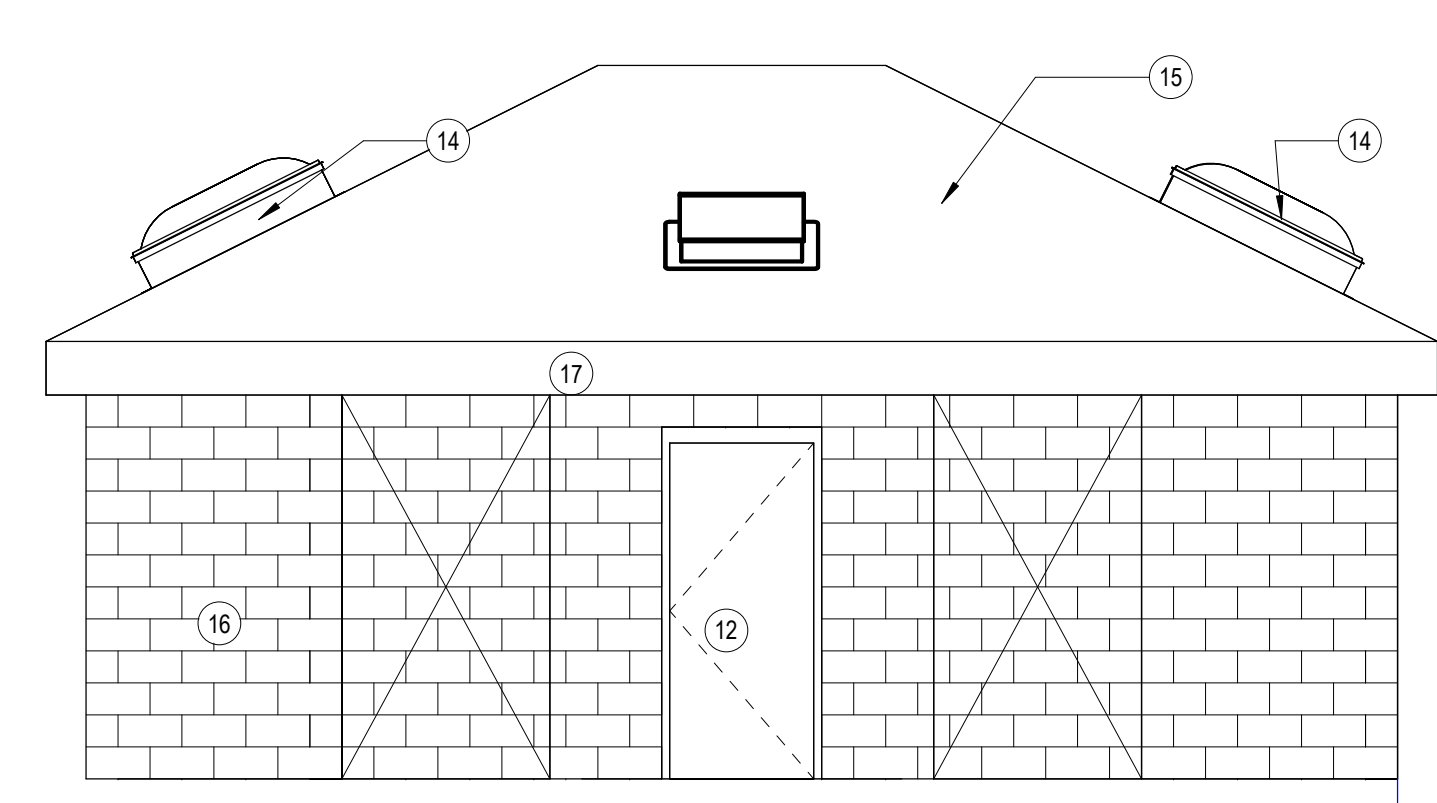
4 HARBORMASTER EXTERIOR ELEV - EAST
A201 1/4" = 1'-0"



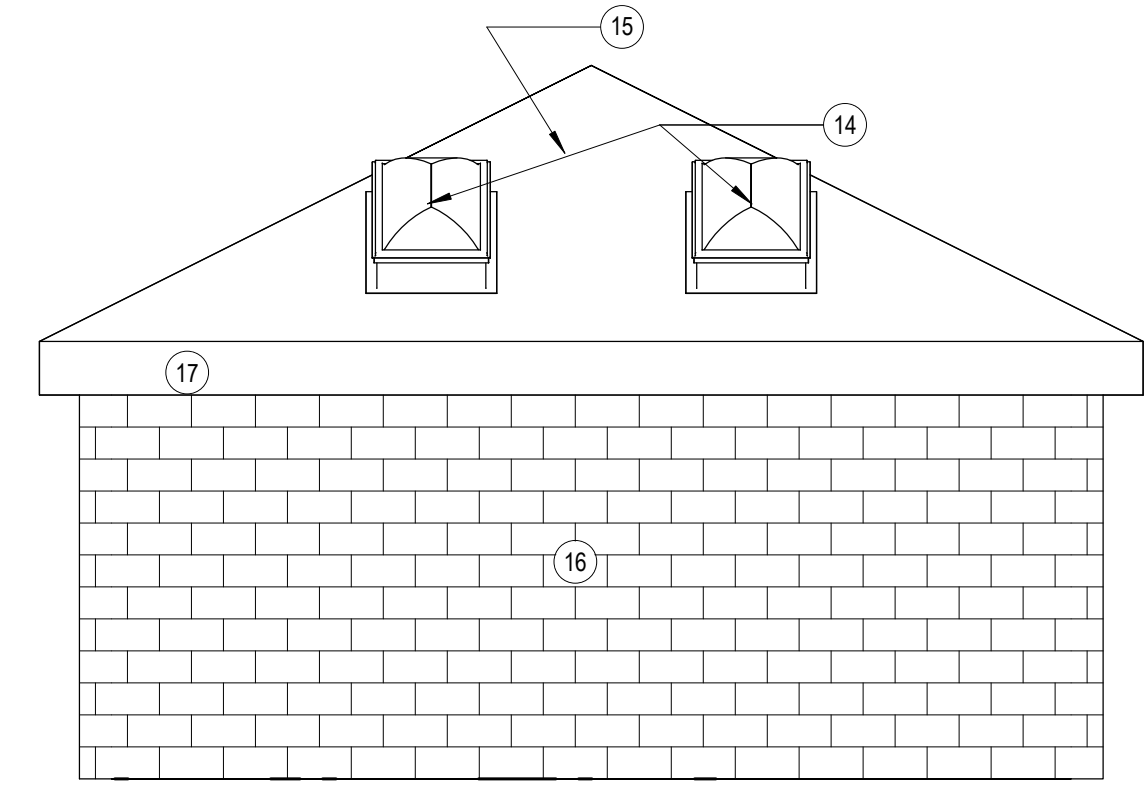
5 RESTROOM EXTERIOR ELEV - EAST
A201 1/4" = 1'-0"



6 RESTROOM EXTERIOR ELEV - NORTH
A201 1/4" = 1'-0"



7 RESTROOM EXTERIOR ELEV - SOUTH
A201 1/4" = 1'-0"



8 EXTERIOR ELEVATION - WEST1
A201 1/4" = 1'-0"

THIS BAR IS INTENDED TO BE 1" PRINTED AT FULL SCALE

City of Muskegon
HARTSHORN MARINA
HARBORMASTER BLDG & WEST RESTROOM
W. Western Avenue, Muskegon, MI 49441

This drawing is an instrument of service and shall remain the property of Short Elliott Hendrickson, Inc. (SEH). This drawing, concepts and ideas contained herein shall not be used, reproduced, revised, or related without the express written approval of SEH.
Submission or distribution of this drawing to meet official or regulatory requirements or for purposes in connection with the project is not to be construed as publication in derogation of any of the rights of SEH.
COPYRIGHT © 2024
Short Elliott Hendrickson, Inc.
All Rights Reserved

SEH Project 182439
Checked By AJR
Drawn By MA

Project Status Issue Date
BID SET 8/27/2025

REVISION SCHEDULE
REV. # DESCRIPTION DATE

EXTERIOR ELEVATIONS

FIELD VERIFY ALL DIMENSIONS AND OPENINGS

ABBREVIATION LEGEND
 ETS = EXPOSED TO STRUCTURE
 FRP = FIBERGLASS REINFORCED PANEL
 GYP = GYPSUM BOARD
 PT = PAINT

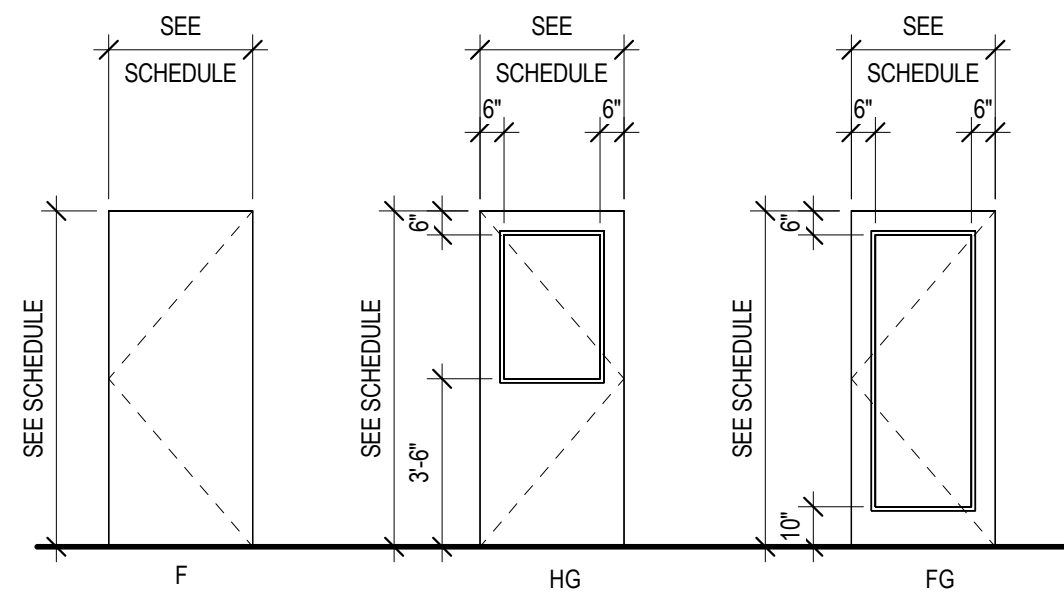
NOTES
 1. 4" ROLLED COVE EPOXY WALL BASE
 2. HOLLOW METAL DOOR AND FRAME, PAINT

| DOOR NUMBER | | ROOM NAME | DOOR | | | | FRAME | | FIRE RATING | HARDWARE GROUP | DETAILS | | NOTES | |
|-------------|-----------|-----------|-------|--------|----------|------|------------|----------|-------------|----------------|---------|-------------|------------|------------------------|
| ROOM NUMBER | DOOR CODE | | WIDTH | HEIGHT | MATERIAL | TYPE | GLASS TYPE | MATERIAL | | | TYPE | HEAD DETAIL | | JAMB DETAIL |
| 100 | 100A | OFFICE | 3'-2" | 7'-0" | HM | HG | GL-2 | HM | F2 | - | 1 | 1/A601 | 1/A601 SIM | |
| 100 | 100B | OFFICE | 3'-0" | 7'-0" | HM | HG | GL-1 | HM | F2 | - | 2 | 2/A601 | 3/A601 | |
| 101 | 101 | RECEPTION | 3'-0" | 7'-0" | HM | FG | GL-2 | HM | F2 | - | 1 | 1/A601 | 1/A601 SIM | |
| 102 | 102 | LAUNDRY | 2'-8" | 7'-0" | HM | HG | GL-2 | HM | F2 | - | 1 | 1/A601 | 1/A601 SIM | |
| 103 | 103 | BREAK | 3'-0" | 7'-0" | HM | F | - | HM | F1 | - | - | 2/A601 | 3/A601 | |
| 104 | 104 | TOILET | 3'-0" | 7'-0" | HM | F | - | HM | F1 | - | 3 | 2/A601 | 3/A601 | |
| 105 | 105 | UTILITY | 3'-0" | 7'-0" | HM | F | - | HM | F2 | - | 1 | 1/A601 | 1/A601 SIM | |
| 112 | 112 | WOMEN | 3'-0" | 7'-0" | HM | F | - | HM | F2 | - | 1 | 1/A601 | 1/A601 SIM | RESTROOM BUILDING WEST |
| 113 | 114 | MECH | 3'-0" | 7'-0" | HM | F | - | HM | F2 | - | 1 | 1/A601 | 1/A601 SIM | RESTROOM BUILDING WEST |
| 114 | 116 | MEN | 3'-0" | 7'-0" | HM | F | - | HM | F2 | - | 1 | 1/A601 | 1/A601 SIM | RESTROOM BUILDING WEST |

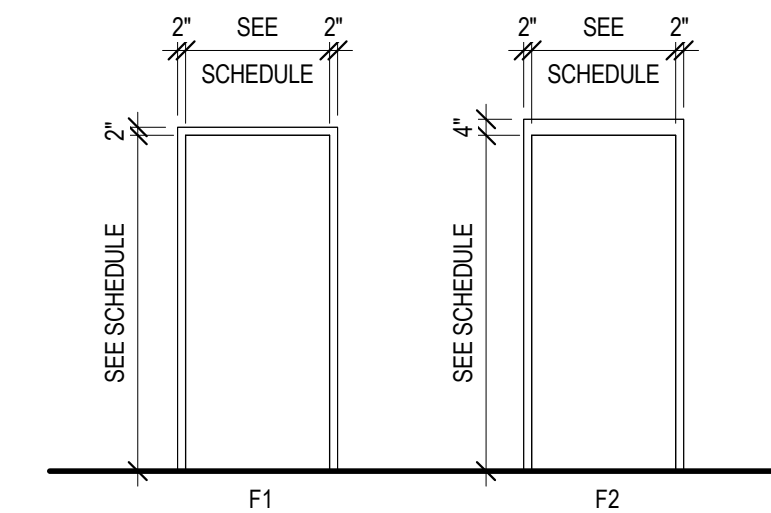
HARDWARE GROUPS:

- 1:
 3 HINGE (HEAVY WEIGHT) MCKINNEY T443386 (NRP) FINISH: US32D
 1 STOREROOM LOCK SARGENT 10XG04 LL FINISH: US26D
 1 CLOSER X STOP SARGENT 351 PS FINISH: EN
 1 KICK PLATE ROCKWOOD K1050 10" 4BE CSK FINISH: US32D
 1 GASKETING PEMCO 2891AS (HEAD)
 2 GASKETING PEMCO 290AS (JAMBS)
 1 RAIN GUARD PEMCO346C (FRAME WIDTH)
 1 BRUSH SWEEP PEMCO 18061CNB
 1 THRESHOLD PEMCO - 6" T-BREAK 253X3AFG
 NOTES: INSTALL GASKETING AT HEAD BEFORE INSTALLING CLOSER.
- 2:
 3 HINGES MCKINNEY TA2714 NRP FINISH: US26D
 1 ENTRY/OFFICE LOCK SARGENT 10XG05 LL FINISH: US26D
 1 WALL STOP: ROCKWOOD 405 FINISH: US26D
- 3:
 3 HINGES MCKINNEY TA2314 (NRP) FINISH: US32D
 1 PRIVACY SET (OCC/VAC) SARGENT V21 8285 LNL FINISH: US26D
 1 KICK PLATE ROCKWOOD K1050 10" 4BE CSK FINISH: US32D
 1 MOP PLATE ROCKWOODK1050 4" 4BE CSK FINISH: US32D
 1 WALL STOP ROCKWOOD 405 FINISH: US26D

| ROOM FINISH SCHEDULE | | | | | | | | | |
|----------------------|-------|------|-------------|-------|------|------|---------|----------|----------|
| ROOM NAME | FLOOR | BASE | WALL FINISH | | | | CEILING | | NOTES |
| | | | NORTH | SOUTH | EAST | WEST | FINISH | MATERIAL | |
| OFFICE | EPX | EPX | PT | PT | PT | PT | PT | ETS | NOTE 1,2 |
| RECEPTION | EPX | EPX | PT | PT | PT | PT | PT | ETS | NOTE 1,2 |
| LAUNDRY | EPX | EPX | FRP | FRP | FRP | FRP | FRP | ETS | NOTE 1,2 |
| BREAK | EPX | EPX | PT | PT | PT | PT | PT | ETS | NOTE 1 |
| TOILET | EPX | EPX | FRP | FRP | FRP | FRP | FRP | PT | ETS |



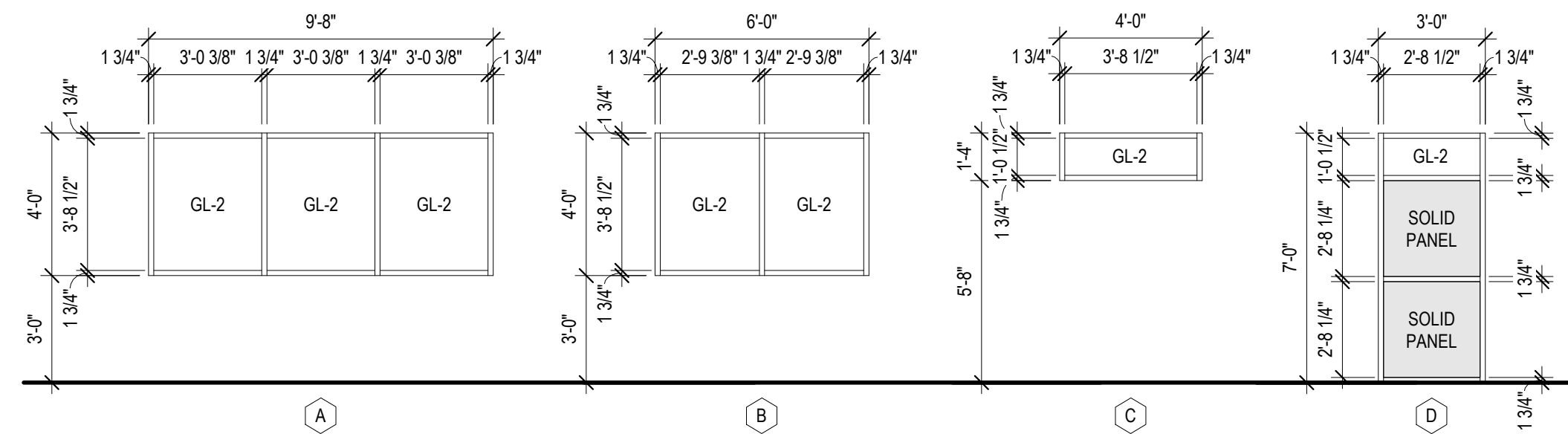
DOOR TYPES



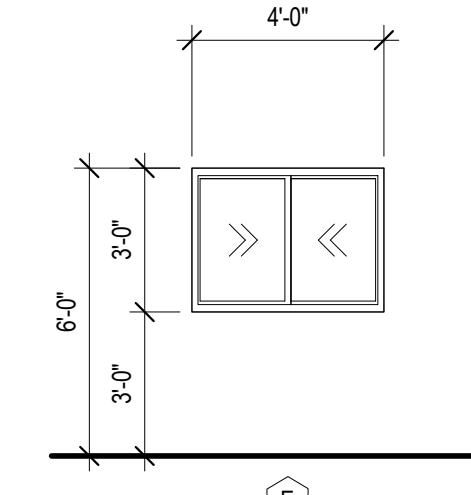
FRAME TYPE

GLASS TYPES:
 GL-1 : 1/4" CLEAR, TEMPERED
 GL-2 : 1" INSULATED, TEMPERED

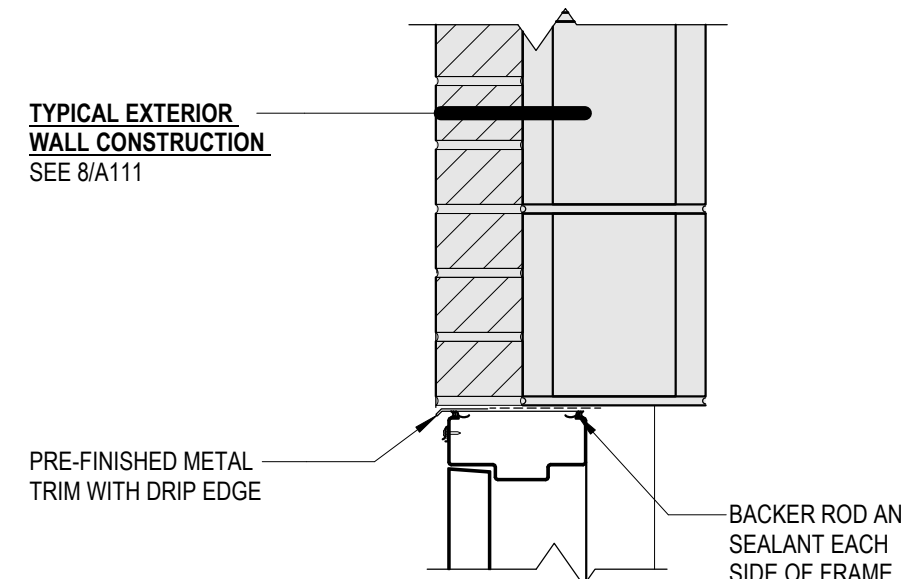
GLASS TYPES



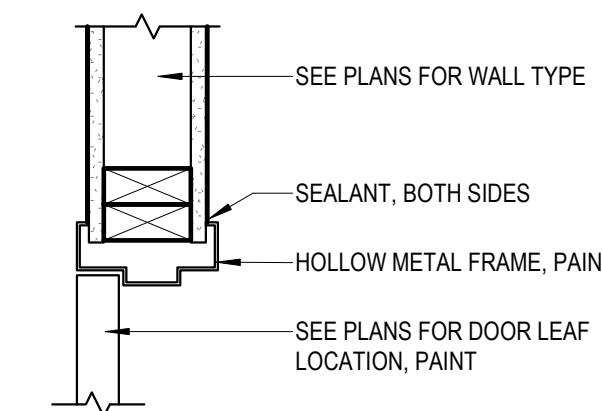
STOREFRONT TYPES



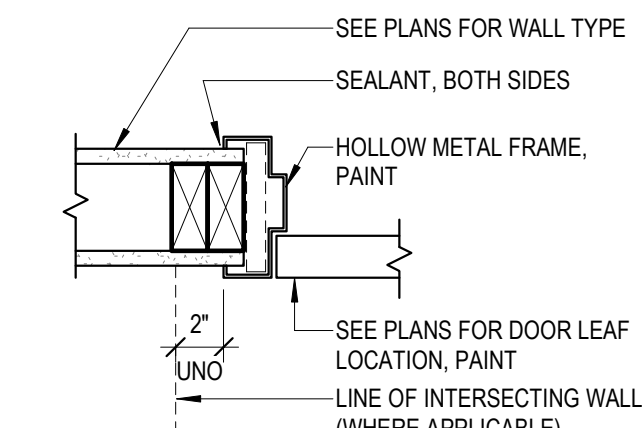
WINDOW TYPES



1 HM DOOR HEAD @ EXIST. EXTERIOR
 A601 1 1/2" = 1'-0"



2 INT. HM DOOR HEAD
 A601 1 1/2" = 1'-0"



3 INT. HM DOOR JAMB
 A601 1 1/2" = 1'-0"

THIS BAR IS INTENDED TO BE 1" PRINTED AT FULL SCALE

Project Owner

City of Muskegon
HARTSHORN MARINA
 HARBORMASTER BLDG & WEST RESTROOM
 W. Western Avenue, Muskegon,
 MI 49441

This drawing is an instrument of service and shall remain the property of Short Elliott Hendrickson, Inc. (SEH). This drawing, concepts and ideas contained herein shall not be used, reproduced, revised, or related without the express written approval of SEH.
 Submission or distribution of this drawing to meet official or regulatory requirements or for purposes in connection with the project is not to be construed as publication in derogation of any of the rights of SEH.
 COPYRIGHT © 2024
 Short Elliott Hendrickson, Inc.
 All Rights Reserved.





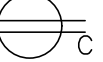
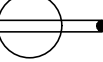
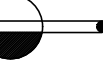
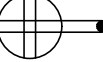


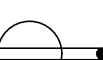

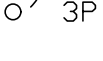
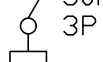


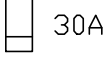







SEH Project 182439
 Checked By AJR
 Drawn By MA

Project Status Issue Date
 BID SET 8/27/2025



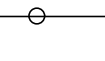






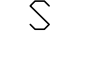



REVISION SCHEDULE
 REV. # DESCRIPTION DATE

SCHEDULES / DOOR, FRAME AND WINDOW ELEVATIONS







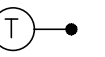
POWER LEGEND

| | |
|---|--|
|  | JUNCTION BOX – FLUSH WALL MOUNTED. |
|  | JUNCTION BOX CONCEALED ABOVE ACCESSIBLE CEILING AREA |
|  | INDICATES CONNECTION TO EQUIPMENT AS REQUIRED. |
|  | SINGLE CONVENIENCE RECEPTACLE IN FLUSH WALL MOUNTED OUTLET BOX. 18" AFF. |
|  | CEILING MOUNT DUPLEX CONVENIENCE RECEPTACLE FOR LIGHT FIXTURE 9" ABOVE FINISH FLOOR. COORDINATE EXACT HEIGHT WITH ARCHITECT |
|  | DUPLEX CONVENIENCE RECEPTACLE IN FLUSH WALL MOUNTED OUTLET BOX. 18" AFF. |
|  | DUPLEX CONVENIENCE RECEPTACLE IN FLUSH WALL MOUNTED OUTLET BOX. SPLIT WIRED. 18" AFF. |
|  | FOUR – PLEX (DOUBLE DUPLEX) CONVENIENCE RECEPTACLE IN ONE FLUSH WALL MOUNTED OUTLET BOX. 18" AFF. |
|  | FOUR – INFLOOR (DOUBLE DUPLEX) CONVENIENCE RECEPTACLE IN ONE FLUSH MOUNTED OUTLET BOX. |
|  | SINGLE 3 PHASE RECEPTACLE. MOUNTED 18" AFF. |
|  | DUPLEX CONVENIENCE RECEPTACLE IN FLUSH WALL MOUNTED OUTLET BOX, WITH INTERNAL GROUND FAULT INTERRUPTOR. 42" AFF. |
|  | 400AF 400AT 3P CIRCUIT BREAKER (C.B), FRAME AND TRIP UNIT RATING, AND NO. OF POLES NOTED. |
|  | 30AS 3P 30AF FUSIBLE DISCONNECT SWITCH. SWITCH AND FUSE RATING, AND NO. OF POLES NOTED. |
|  | 30A FUSED SAFETY (DISCONNECT) SWITCH. HORSE POWER RATED. |
|  | 30A POWER OR CONTROL FUSE. AMPACITY AS NOTED. |
|  | COMMON POINT OF CONNECTION TO EQUIPMENT. |
|  | PANEL BOARD, ADJACENT LINE INDICATES FRONT OF PANEL. |
|  | MOTOR, SINGLE PHASE, NUMBER INDICATES HP. |
|  | MOTOR, 3 PHASE, NUMBER INDICATES HP. |
|  | POWER TRANSFORMER AS REQUIRED (REFER TO SPECIFICATIONS). REFER TO DRAWING FOR VOLTAGE, CONFIGURATION, NO. OF PHASES (1 OR 3) AND KVA RATING. WINDING CONFIGURATIONS:  – DELTA CONNECTION, UNGROUNDED  – WYE CONNECTION, UNGROUNDED  – WYE CONNECTION, GROUNDED  – WYE CONNECTION, RESISTANCE GROUNDED |

LIGHTING LEGEND


| | |
|---|--|
|  | FLUORESCENT FIXTURE, RECESS MOUNTED, WITH OUTLET BOX. SEE FIXTURE SCHEDULE FOR TYPE. |
|  | FLUORESCENT FIXTURE, SURFACE OR PENDANT MOUNTED WITH OUTLET BOX. SEE FIXTURE SCHEDULE FOR TYPE. |
|  | FLUORESCENT STRIP FIXTURE, SURFACE OR PENDANT MOUNTED WITH OUTLET BOX. SEE FIXTURE SCHEDULE FOR TYPE. |
|  | CEILING MOUNT OCCUPANCY SENSOR |
|  | WALL MOUNT OCCUPANCY SENSOR WITH ON OFF SWITCH |
|  | CEILING MOUNT CAN FLUORESCENT FIXTURE. RECESS MOUNTED WITH OUTLET BOX. SEE FIXTURE SCHEDULE FOR TYPE. |
|  | SINGLE-FACE EXIT SIGNS MOUNTED ON FLUSH WALL MOUNTED OUTLET BOX. 7'-6" AFF. SEE FIXTURE SCHEDULE FOR TYPE. |
|  | DOUBLE-FACE EXIT SIGNS MOUNTED ON FLUSH WALL MOUNTED OUTLET BOX. 7'-6" AFF. SEE FIXTURE SCHEDULE FOR TYPE. |
|  | WALL PACK MOUNTED AT 1'-0" ABOVE DOOR |
|  | FIXTURE WITH LAMPS ON EMERGENCY OR NIGHT LIGHT (SUBSCRIPTED "NL") CIRCUIT. PROVIDE SEPARATE LAMP BALLASTS AS REQUIRED. |
|  | S SINGLE POLE TOGGLE SWITCH. 42" AFF IN FLUSH WALL MOUNTED OUTLET BOX. INSTALL MULTIPLE SWITCHES UNDER COMMON COVER PLATE. SUBSCRIPT AT SWITCH SYMBOL INDICATES THE FOLLOWING. 2 – DOUBLE POLE 4 – FOUR WAY K – KEY OPERATED 3 – THREE WAY P – PILOT LIGHT D – DIMMER STYLE a,b,c,d, ETC... – IDENTIFICATION OF OUTLET CONTROLLED. |
|  | D S WALL MOUNT DIMMER SWITCH |
|  | FROG HEAD LIGHT FIXTURE WITH BATTERY BACK UP |

MISCELLANEOUS ELECTRICAL LEGEND

| | |
|---|---|
|  | COOPER-CLAD GROUND ROD. 3/4" DIAMETER, 10'-0" IN LENGTH. |
|  | GROUND ROD WELL (10' DIAMETER, 3/4" THICK WALL) WITH A 3/4" X 10'-0" COOPER-CLAD GROUND ROD AND A CAST IRON SLOTTED GRID. |
|  | EXOTHERMIC WELD, END OF CABLE TO STEEL COLUMN OR GROUND GRID. |
|  | CEILING MOUNT COMMUNICATION RECEPTACLE. |
|  | TELEPHONE/DATA OUTLET FLUSH WALL MOUNTED OUTLET BOX. 18" AFF. |
|  | S SPEAKER IN FLUSH CEILING MOUNTED SPEAKER HOUSING. |
|  | T THERMOSTAT OUTLET FLUSH WALL MOUNTED. 5'-0" AFF. |

ABBREVIATIONS

| | |
|---------|----------------------------------|
| PROVIDE | FURNISH, INSTALL AND CONNECT |
| CO | CONDUIT ONLY |
| WP | WEATHERPROOF |
| GND | GROUND |
| HP | HORSEPOWER |
| GFI | GROUND FAULT CURRENT INTERRUPTER |
| V | VOLTAGE |
| A, AMP | AMPERE |
| KW | KILOWATT |
| KVA | KILOVOLT AMPERES |
| E, EX | EXISTING EQUIPMENT TO REMAIN |
| AFF | ABOVE FINISHED FLOOR |
| 30AS | 30 AMP SWITCH |
| 20AF | 20 AMP FUSES |
| 3P, 1P | THREE POLE, SINGLE POLE |
| OL, O/L | OVERLOAD |
| CT | CURRENT TRANSFORMER |
| PT | VOLTAGE TRANSFORMER |
| WH | WATT-HOUR METER |
| AM, AS | AMMETER, AMMETER SWITCH |
| VM, VS | VOLTAGE METER, VOLTMETER SWITCH |
| MCP | MOTOR CIRCUIT PROTECTION |
| ETM | ELAPSED TIME METER |
| 3C/#18 | 3 CONDUCTOR #18 AWG WIRE |
| 1PR18TS | 1 PAIR OF #18 TWISTED, SHIELDED |

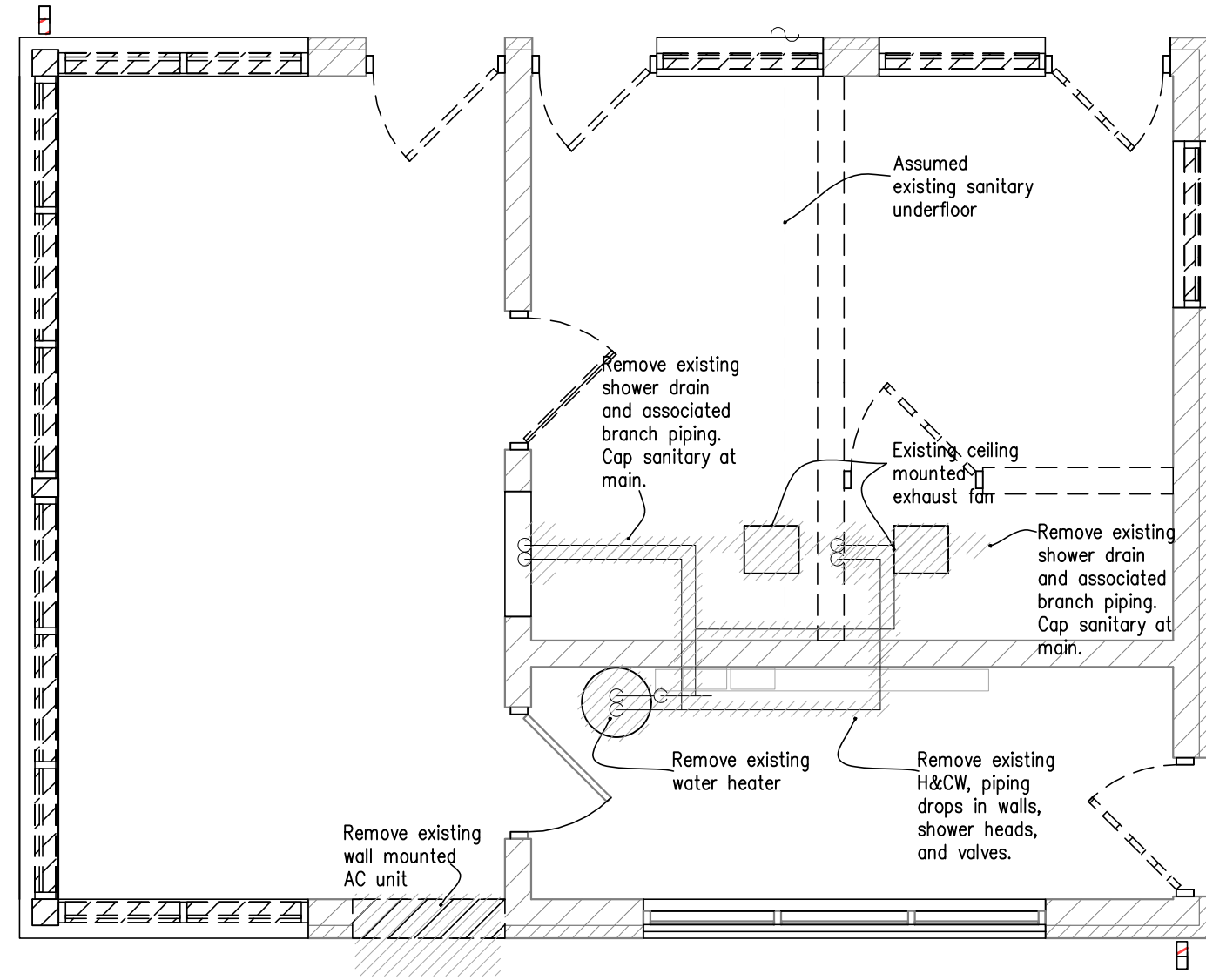


**City of Muskegon
 Hartshorn Marina
 Harbormaster Station
 920 W. Western Ave.
 Muskegon, MI 49440**

| | |
|-------------------------------------|----------------|
| Issued For | |
| <input type="checkbox"/> | review |
| <input type="checkbox"/> | DD |
| <input checked="" type="checkbox"/> | CD |
| <input checked="" type="checkbox"/> | Permits |

| | |
|------------------|--|
| Revisions | |
| Review 7-14-2025 | |
| • | |
| • | |

Sheet Title
**ELECTRICAL
 LEGEND**



DEMO PLAN
 SCALE: 1/4" = 1'-0"

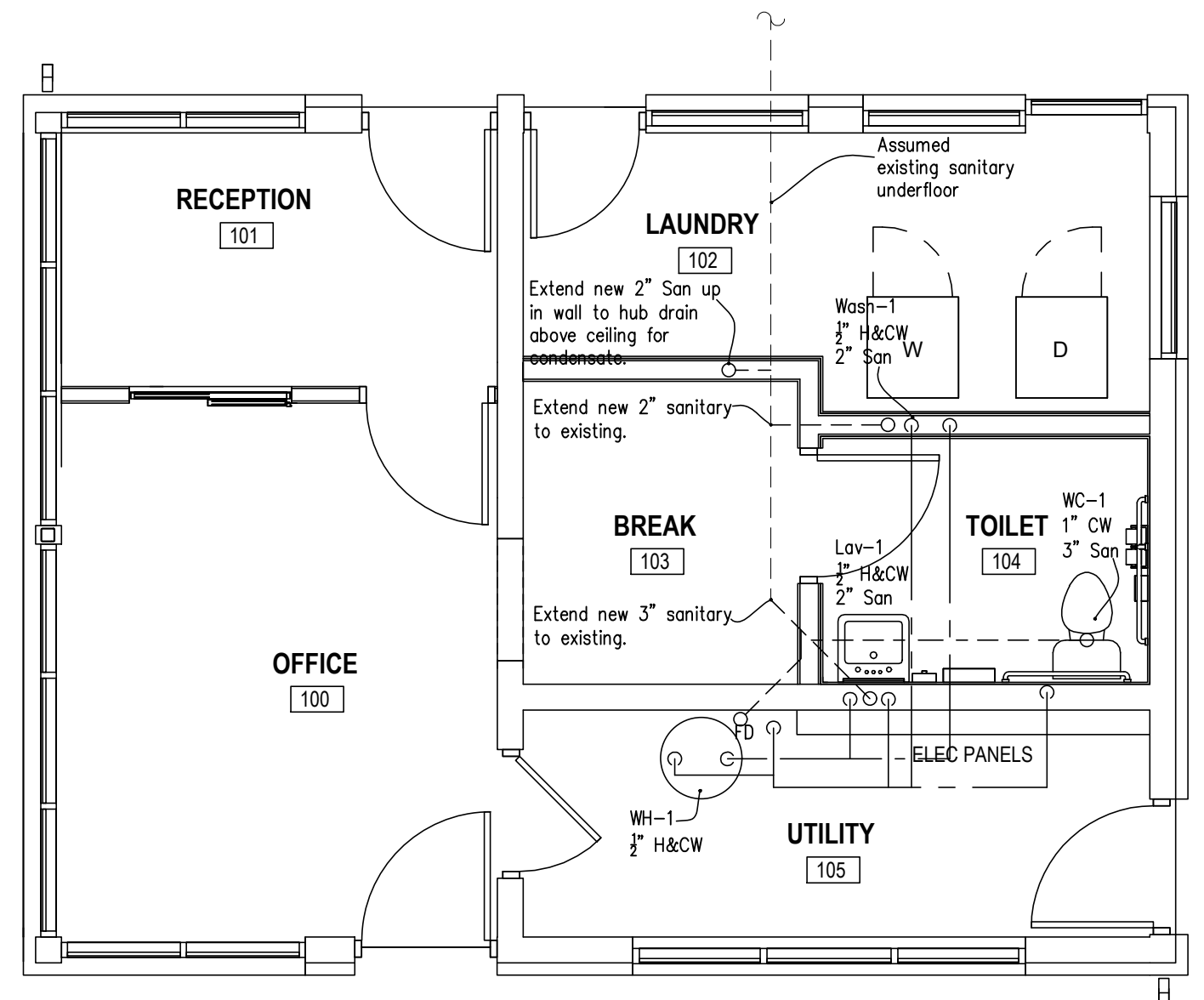
| PLUMBING FIXTURE SCHEDULE | | |
|---------------------------|--|--|
| Symbol | Model | Notes |
| WC-1 | K-96057 | Kohler 1.6 GPF Floor-Mounted Flush Valve Type Vitreous China Fixture (ADA) ;Elongated, standard white, elongated toilet seat with stainless steel check hinge; Brass Closet Bolt/Wax Ring Kit.With Sloan Royal 111 1.6 GPF Flushvalve |
| LAV-1 | K-2005 501LF-HGMHDF ZW38700LT 102EZ | Kohler Kingston wall mount white lavatory, grid drain, 1-1/4" cast p-trap; wheel handle stop and lavatory supply kit Delta 1.2 GPM single lever faucet. Zurn Thermostatic Mixing Valve, Compression, ASSE1070, 4 Port Truebro white protector kit, p-trap, 2 angle stop supplies, ADA approved. |
| FD-1 | 1100-R | Wade adjustable floor drain. |
| WH-1 | LES-40 DAK | Lochinvar 40 gallon short, 4kW electric water heater. Coordinate with EC prior to install. |
| WASH-1 | 38532 | Oatley washing machine wall box with H&CW, and sanitary connections. |

| FAN COILS and EVAPORATORS | | | | | | | |
|---------------------------|-----|----------|---------|-----|--------------------|----------------|--------------------------|
| Symbol | CFM | ESP (in) | COOLING | | HEATING INPUT(MBH) | Voltage/ phase | Model/ Remarks |
| | | | LDB | LWB | | | |
| EVAP-1 | 540 | 0.2 | 18 | 55 | 54 | 240/ single | Fujitsu model ACU18LUAS1 |
| EVAP-2 | 412 | 0.2 | 9 | 55 | 54 | 240/ single | Fujitsu model ASUH09LPAS |
| EVAP-3 | 412 | 0.2 | 9 | 55 | 54 | 240/ single | Fujitsu model ASUH09LPAS |

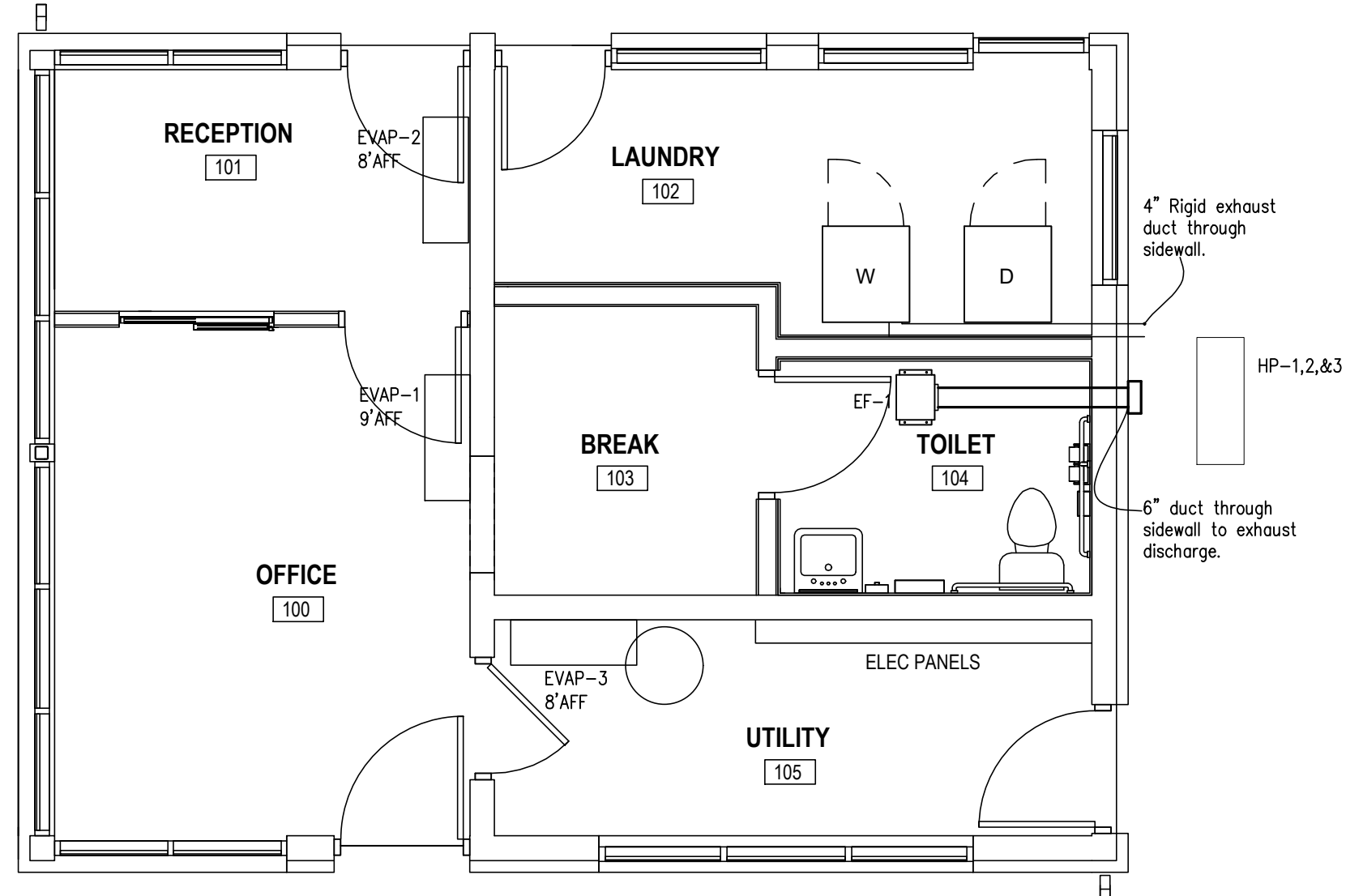
- HP-1,2,&3 equal to AOU36RLXFZ.
- Extend condensate for each EVAP to nearest drain.
- Size and route refrigerant lines from each EVAP to HP-1,2,&3 per manufacturer's recommendations.
- Field verify exact conditions for proper service clearance.
- MC to provide disconnects.

| EXHAUST FAN SCHEDULE | | | | | | |
|----------------------|-----|----------|-----|----------------|------|---------------------------|
| Symbol | CFM | ESP (in) | RPM | Voltage/ phase | Watt | Model/ Remarks |
| EF-1 | 80 | 0.25 | 900 | 120/ single | 16W | Equal to Greenheck SP-A90 |

- EF-1 to be provided with wall discharge equal to WC-6.
- EF-1 to be interlocked with light switch.
- MC to provide disconnect switches for all units.



REVISED PLUMBING PLAN
 SCALE: 1/4" = 1'-0"



REVISED HVAC PLAN
 SCALE: 1/4" = 1'-0"



**City of Muskegon
 Hartshorn Marina
 Harbormaster Station
 920 W. Western Ave.
 Muskegon, MI 49440**

Issued For
 review
 DD
 CD
 Permits

Revisions
 Review 7-14-2025

Sheet Title
HVAC & PLUMBING DEMO AND REVISED PLANS

Sheet
MP 1