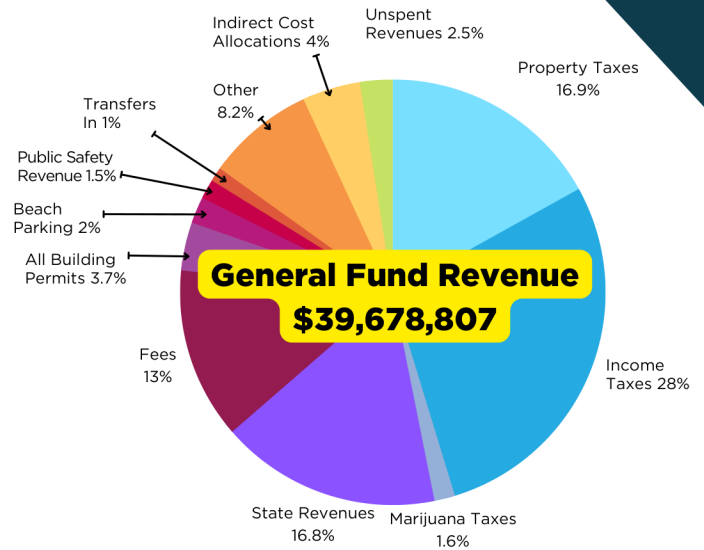
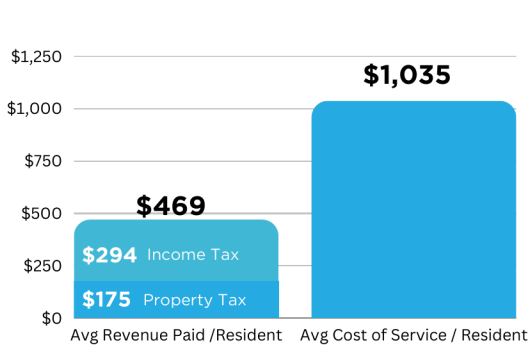


CITY OF MUSKEGON

FY 2023/24
General Fund

What is a General Fund? The money in the General Fund (GF) is derived from taxes, fines, fees, grants and other revenue sources (chart below). The GF pays for most of the core functions provided by the City, including neighborhood services, public safety and infrastructure, and makes up less than half of the total annual budget.

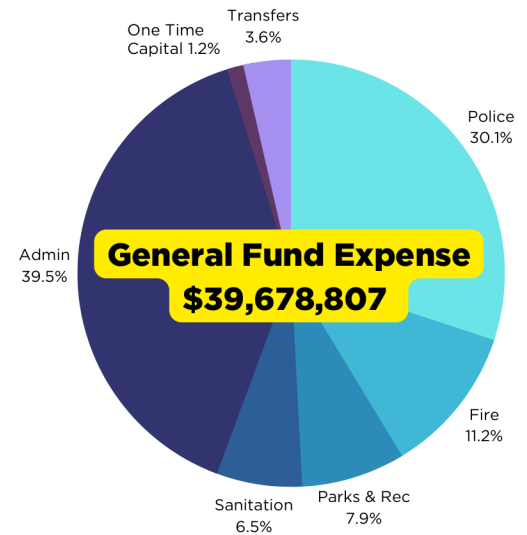

YOUR TAX DOLLARS AT WORK



Tax revenue funds 45% of the city's total GF budget for the 2023/24 fiscal year.

YOUR \$1 PROPERTY TAX BREAKDOWN

On a homesteaded property, taxes are split between multiple funds to enhance operations. See how a dollar of property taxes are spent below.



The general fund accounts for 44% of city-wide expenditures.

One City Employee For Every 142 Residents



i While the GF accounts for a large part of the city's budget other funds assist in keeping city operations moving. Some of these funds include water and road funds. You can view the full budget and amendments online at mkgcity.com/budget or scan the QR code.



BUDGET

FISCAL YEAR BEGINNING JULY 1, 2023

DEPARTMENT OF PUBLIC WORKS

- One of our largest divisions at the city with 125 employees
- Maintains our water, major & local roads, cemeteries, marinas, forestry, storm water, wastewater, parks & rec and more



MUSKEGON

Water Expenditures : \$12,797,624

- 13,720 water/sewer customers served
- City's Water Infrastructure provided 2.51 billion gallons (or over 40 billion glasses) of drinking water in 2022
- Total service lines replaced since 2019-20: 1,073



Community & Neighborhood Services Budget: \$1,237,986

- Administers various grants from federal, state, local, and private agencies
- Provides services for home repair, development of new homes, façade improvements, rental rehabilitation, lead abatement, and homebuyer assistance
- Over 121 families were supported by CNS programs in 2022-2023

Major Streets Expenditures: \$3,785,937

Local Streets Expenditures: \$2,078,392

Stormwater Expenditures: \$24,250

The city maintains:

- 153 miles of storm sewer pipes
- 5,479 catch basins
- 7,410 manholes

THE CITY MAINTAINS

- 200 MILES OF STREETS
- 525 ALLEYS
- 22,000 TRAFFIC SIGNS

Wastewater Expenditures: \$10,738,972

- The county wastewater treatment plant treated 1,440,740,000 gallons of water in 2022

Building Department Expenditures: \$2,406,083

- Provides inspections for structures to ensure the health, safety, and welfare of customers and the residents of the city
- Completed 5,533 inspections in 2022




Parks & Rec Dept.

- Maintains 702 acres of parks and green space
- \$4,769,130 allocated to parks & rec for 2024
- New Parks & Rec Advisory Committee beginning this year



Fire Department

- Our 28 firefighters completed 84,134 training hours from 7/22/22 - 6/30/23
- Installed 255 smoke and 62 carbon monoxide alarms in 47 homes
- Ran 5,964 total calls or an average of 16 calls/day; fire, medical, hazardous conditions, and more



Police Department

- 76 sworn officers working throughout the Patrol Bureau, Investigations Bureau, Neighborhood Policing Unit, and administration to serve a 26 square mile area